

UNIT	CLOSED CIRCUIT COOLER	
MODEL #	LSWE 8P-4P36	SCALE NTS

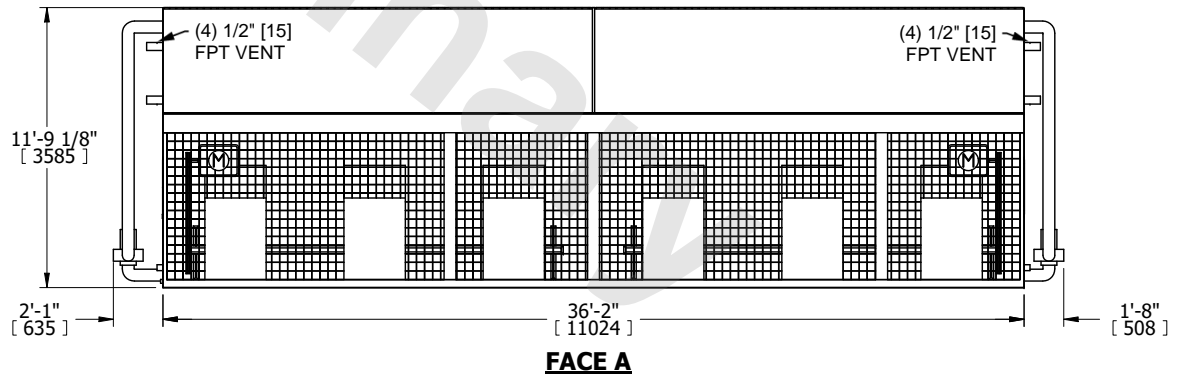
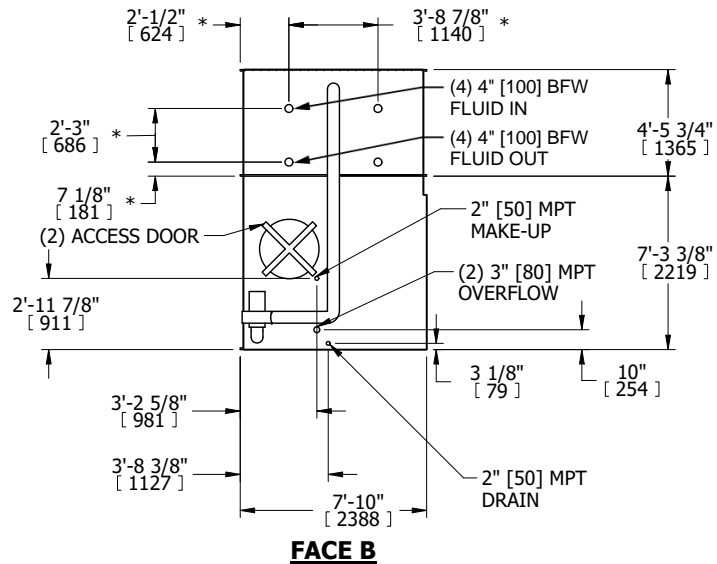
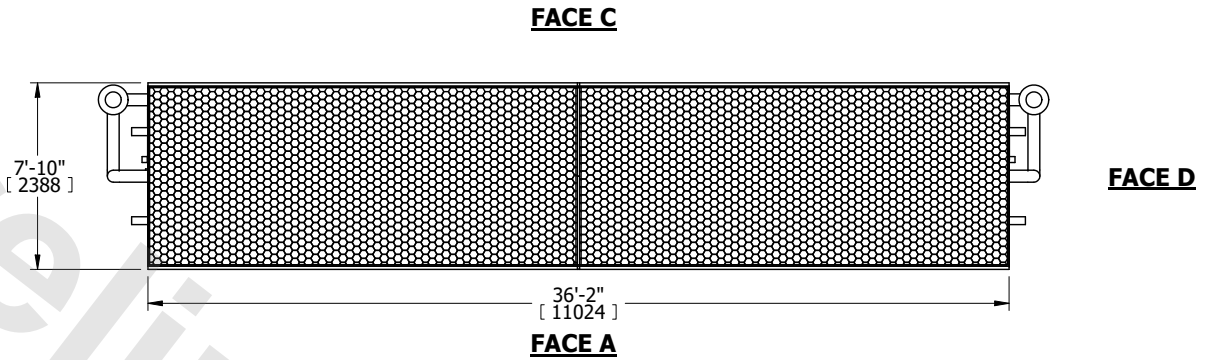
# EVAPCO, INC.

DWG. #	WLEP83608-DRD-ST	REV.	-
SERIAL #		DATE	4/2/2026

**NOTES:**

1. (M)- FAN MOTOR LOCATION
2. HEAVIEST SECTION IS COIL SECTION
3. MPT DENOTES MALE PIPE THREAD  
 FPT DENOTES FEMALE PIPE THREAD  
 BFW DENOTES BEVELED FOR WELDING  
 GVD DENOTES GROOVED  
 FLG DENOTES FLANGE  
 PE DENOTES PLAIN END
4. +UNIT WEIGHT DOES NOT INCLUDE ACCESSORIES (SEE ACCESSORY DRAWINGS)
5. 3/4" [19mm] DIA. MOUNTING HOLES. REFER TO RECOMMENDED STEEL SUPPORT DRAWING
6. DIMENSIONS LISTED AS FOLLOWS: ENGLISH FT IN [METRIC] [mm]
7. \* - APPROXIMATE DIMENSIONS DO NOT USE FOR PRE-FABRICATION OF CONNECTING PIPING
8. MAKE-UP WATER PRESSURE  
 20 psi [137 kPa] MIN, 50 psi [344 kPa] MAX

**PLAN VIEW**



SHIPPING WEIGHT	33890 lbs+ [15375] kg+	OPERATING WEIGHT	50750 lbs+ [23020] kg+	HEAVIEST SECTION WEIGHT	10900 lbs+ [4945] kg+	NO. OF SHIPPING SECTIONS	3	DRAWN BY:	TLS
-----------------	------------------------	------------------	------------------------	-------------------------	-----------------------	--------------------------	---	-----------	-----