
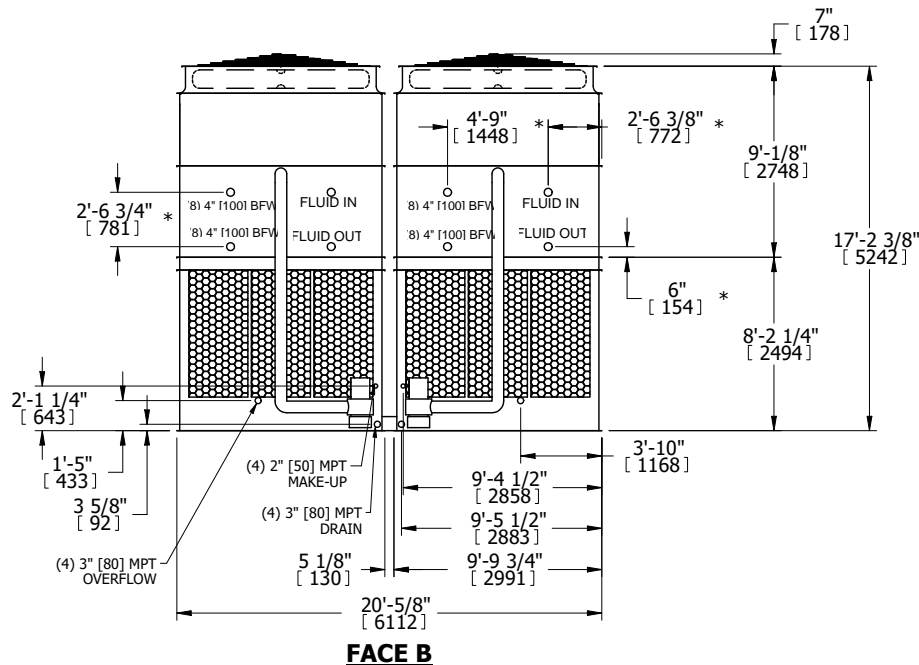
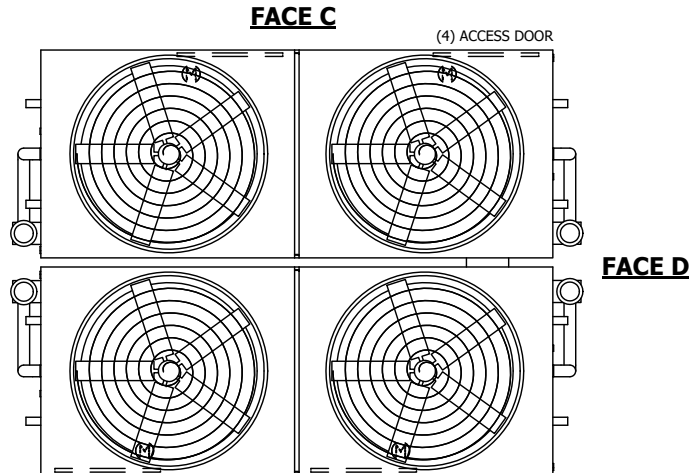
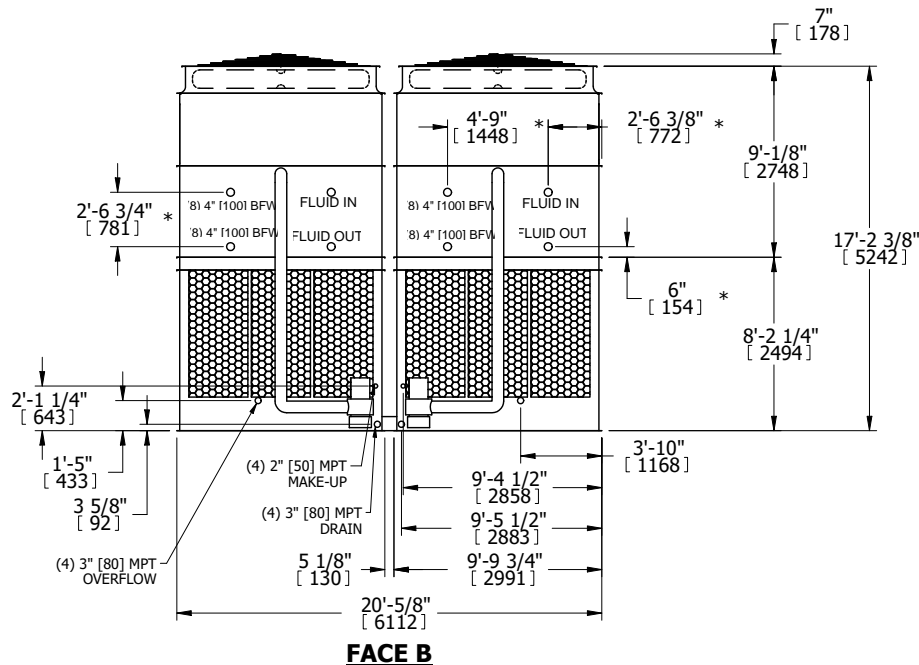
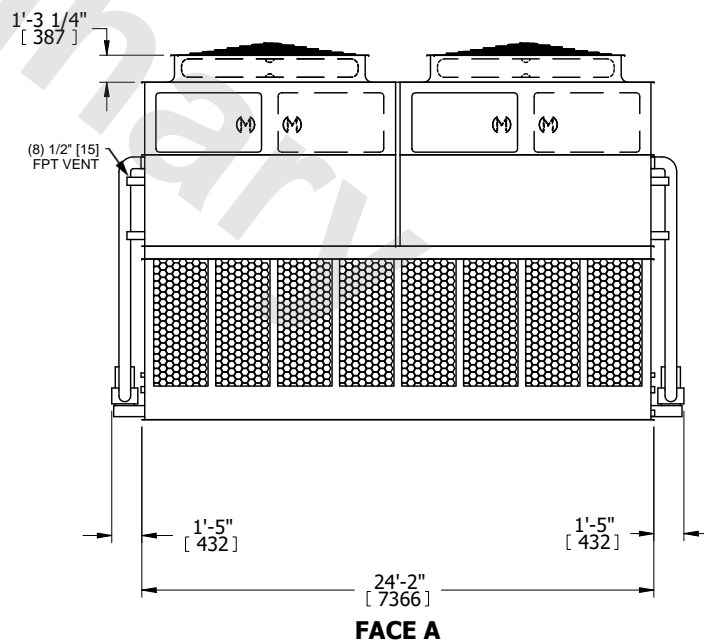


UNIT		CLOSED CIRCUIT COOLER		<div>EVAPCO, INC. </div>	DWG. #	WB36M2408-DRC-ST	REV.	-	
MODEL #	eco-ATWB 20-4M24	SCALE	NTS		SERIAL #		DATE	9/16/2025	
<div>NOTES: 1. (M)- FAN MOTOR LOCATION 2. HEAVIEST SECTION IS UPPER SECTION 3. MPT DENOTES MALE PIPE THREAD FPT DENOTES FEMALE PIPE THREAD BFW DENOTES BEVELED FOR WELDING GVD DENOTES GROOVED FLG DENOTES FLANGE PE DENOTES PLAIN END 4. +UNIT WEIGHT DOES NOT INCLUDE ACCESSORIES (SEE ACCESSORY DRAWINGS) 5. MAKE-UP WATER PRESSURE 20 psi MIN [137 kPa], 50 psi MAX [344 kPa] 6. *-APPROXIMATE DIMENSIONS DO NOT USE FOR PRE-FABRICATION OF CONNECTING PIPING 7. 3/4" [19mm] DIA. MOUNTING HOLES. REFER TO RECOMMENDED STEEL SUPPORT DRAWING. 8. DIMENSIONS LISTED AS FOLLOWS: ENGLISH FT-IN METRIC [mm]</div>									
<div><div>FACE B PLAN VIEW</div></div>					<div><div>FACE C FACE D</div></div>				
<div>FACE B </div>					<div>FACE A </div>				
SHIPPING WEIGHT	70460 lbs+ [31965] kg+	OPERATING WEIGHT	103080 lbs+ [46760] kg+	HEAVIEST SECTION WEIGHT	14910 lbs+ [6765] kg+	NO. OF SHIPPING SECTIONS	6	DRAWN BY:	SLR