

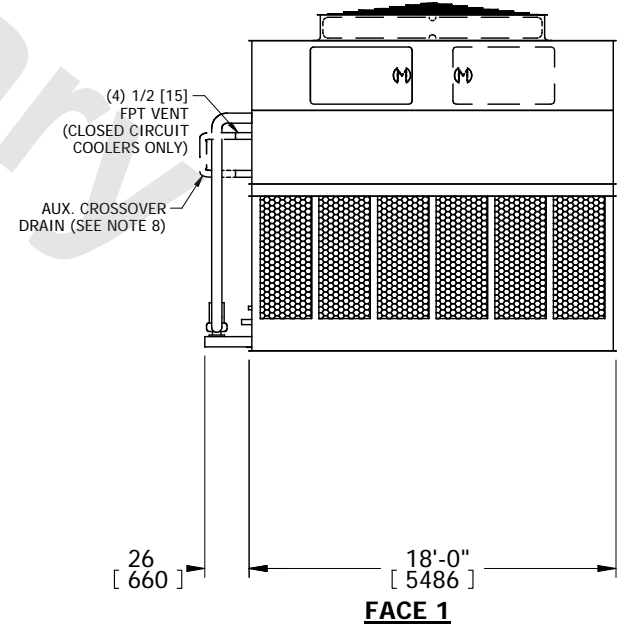
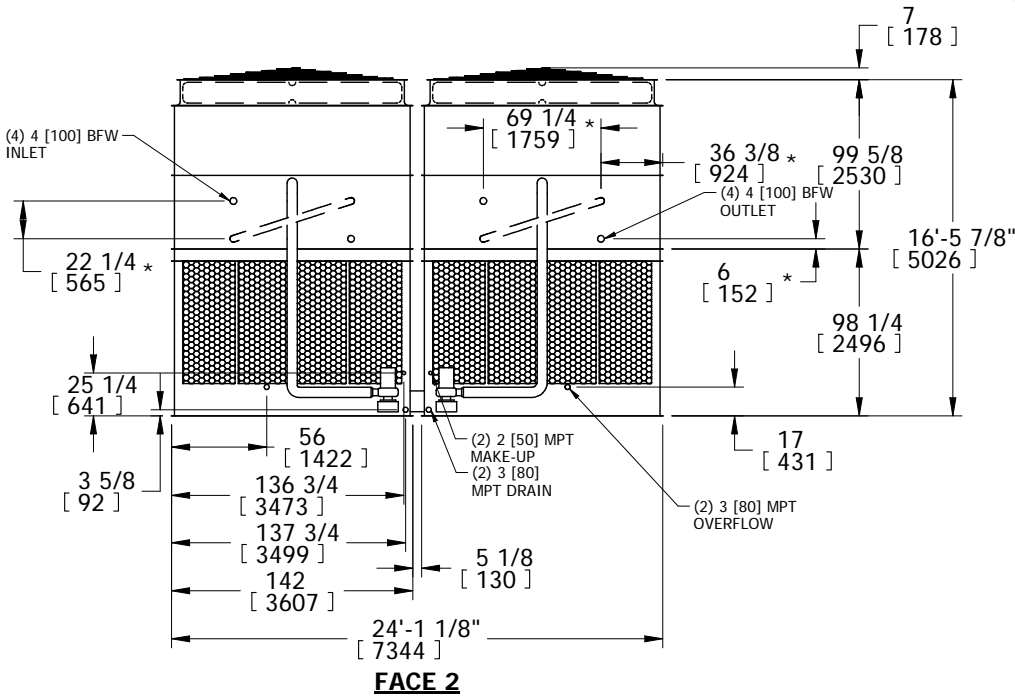
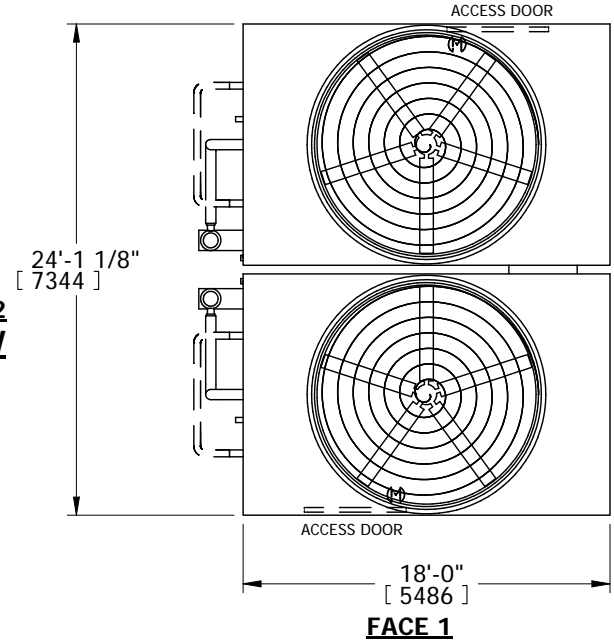
# EVAPCO, INC.



|      |                       |         |                    |       |        |        |                 |      |   |      |           |          |  |
|------|-----------------------|---------|--------------------|-------|--------|--------|-----------------|------|---|------|-----------|----------|--|
| UNIT | CLOSED CIRCUIT COOLER | MODEL # | eco-ATWB 24-3K18-Z | SCALE | N.T.S. | DWG. # | EG241806-DRA-SF | REV. | - | DATE | 5/22/2026 | SERIAL # |  |
|------|-----------------------|---------|--------------------|-------|--------|--------|-----------------|------|---|------|-----------|----------|--|

- NOTES:
- (M)- FAN MOTOR LOCATION
  - HEAVIEST SECTION IS UPPER SECTION
  - MPT DENOTES MALE PIPE THREAD  
FPT DENOTES FEMALE PIPE THREAD  
BFW DENOTES BEVELED FOR WELDING
  - +UNIT WEIGHT DOES NOT INCLUDE ACCESSORIES (SEE ACCESSORY DRAWINGS)
  - MAKE-UP WATER PRESSURE  
20 psi MIN [137 kPa], 50 psi MAX [344 kPa]
  - \* -APPROXIMATE DIMENSIONS DO NOT USE FOR PRE-FABRICATION OF CONNECTING PIPING
  - VENT PROVIDED ON CLOSED CIRCUIT COOLERS ONLY
  - SERIES FLOW PIPING AND AUX. CROSSOVER DRAIN BY OTHERS

Preliminary



|                 |                        |                  |                        |                         |                       |                          |   |
|-----------------|------------------------|------------------|------------------------|-------------------------|-----------------------|--------------------------|---|
| SHIPPING WEIGHT | 48620 lbs+ [22055] kg+ | OPERATING WEIGHT | 74480 lbs+ [33785] kg+ | HEAVIEST SECTION WEIGHT | 20390 lbs+ [9250] kg+ | NO. OF SHIPPING SECTIONS | 4 |
|-----------------|------------------------|------------------|------------------------|-------------------------|-----------------------|--------------------------|---|