

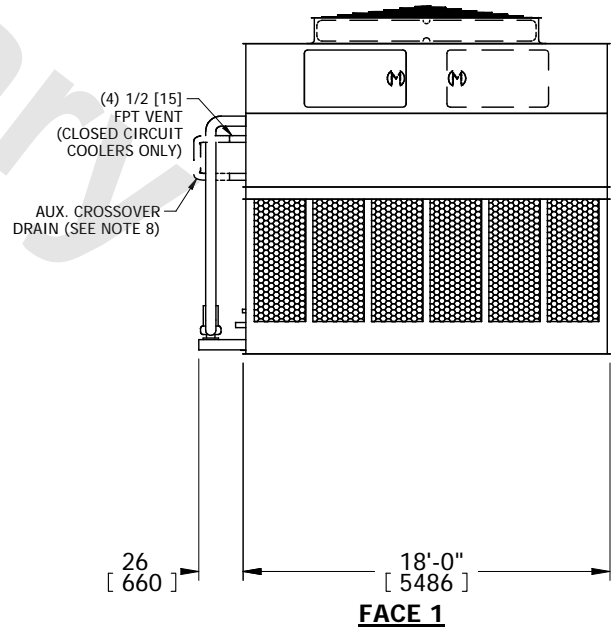
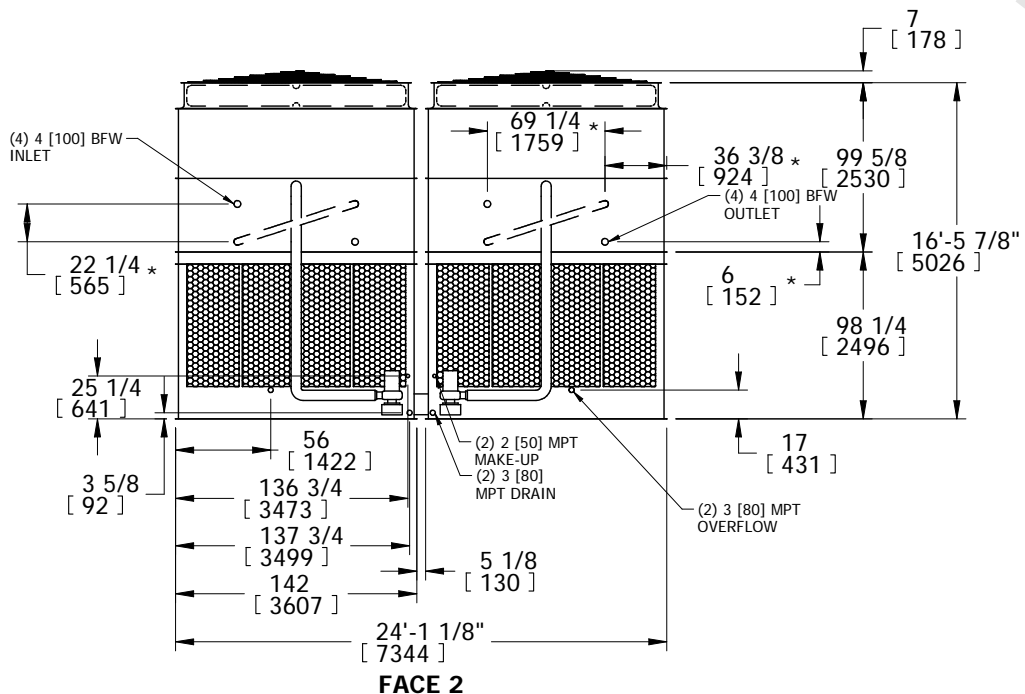
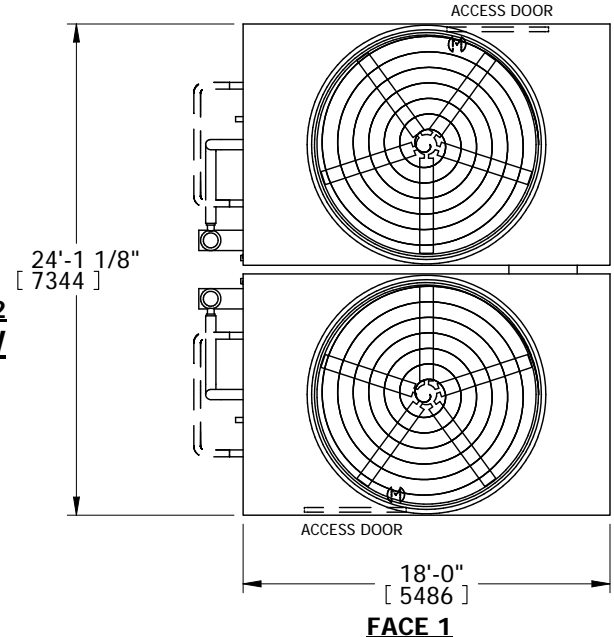
EVAPCO, INC.



| | | | | | | | | | | | | | |
|------|-----------------------|---------|--------------------|-------|--------|--------|-----------------|------|---|------|-----------|----------|--|
| UNIT | CLOSED CIRCUIT COOLER | MODEL # | eco-ATWB 24-3L18-Z | SCALE | N.T.S. | DWG. # | EG241806-DRA-SF | REV. | - | DATE | 5/21/2026 | SERIAL # | |
|------|-----------------------|---------|--------------------|-------|--------|--------|-----------------|------|---|------|-----------|----------|--|

- NOTES:
- (M)- FAN MOTOR LOCATION
 - HEAVIEST SECTION IS UPPER SECTION
 - MPT DENOTES MALE PIPE THREAD
FPT DENOTES FEMALE PIPE THREAD
BFW DENOTES BEVELED FOR WELDING
 - +UNIT WEIGHT DOES NOT INCLUDE ACCESSORIES (SEE ACCESSORY DRAWINGS)
 - MAKE-UP WATER PRESSURE
20 psi MIN [137 kPa], 50 psi MAX [344 kPa]
 - * -APPROXIMATE DIMENSIONS DO NOT USE FOR PRE-FABRICATION OF CONNECTING PIPING
 - VENT PROVIDED ON CLOSED CIRCUIT COOLERS ONLY
 - SERIES FLOW PIPING AND AUX. CROSSOVER DRAIN BY OTHERS

Preliminary



| | | | | | | | |
|-----------------|------------------------|------------------|------------------------|-------------------------|-----------------------|--------------------------|---|
| SHIPPING WEIGHT | 48680 lbs+ [22085] kg+ | OPERATING WEIGHT | 74540 lbs+ [33815] kg+ | HEAVIEST SECTION WEIGHT | 20420 lbs+ [9265] kg+ | NO. OF SHIPPING SECTIONS | 4 |
|-----------------|------------------------|------------------|------------------------|-------------------------|-----------------------|--------------------------|---|