

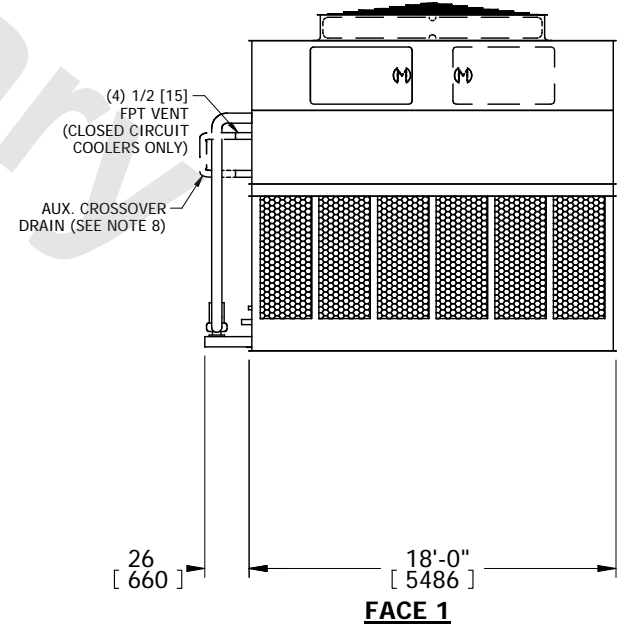
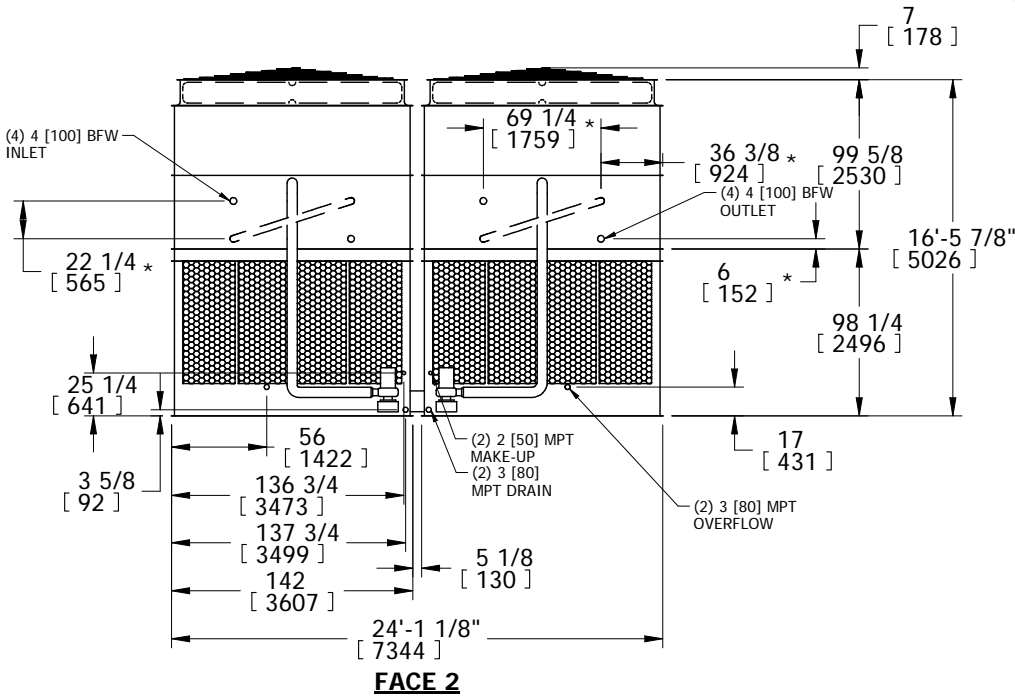
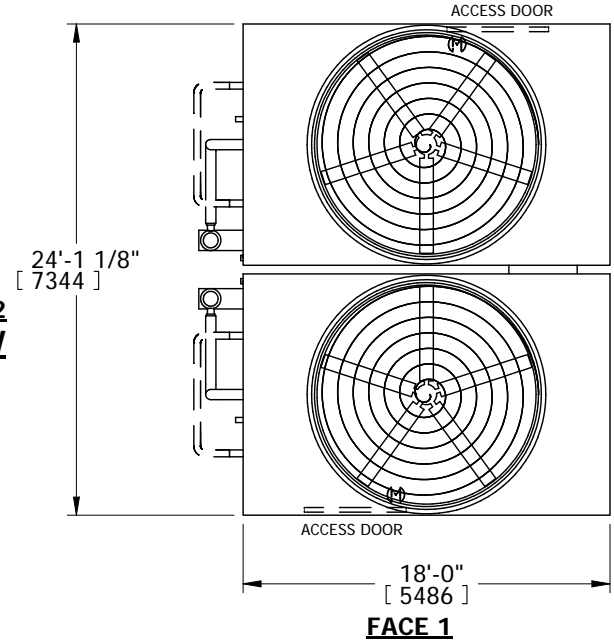
# EVAPCO, INC.



UNIT	CLOSED CIRCUIT COOLER	MODEL #	eco-ATWB 24-3L18-Z	SCALE	N.T.S.	DWG. #	EG241806-DRA-SF	REV.	-	DATE	5/21/2026	SERIAL #	
------	-----------------------	---------	--------------------	-------	--------	--------	-----------------	------	---	------	-----------	----------	--

- NOTES:
- (M)- FAN MOTOR LOCATION
  - HEAVIEST SECTION IS UPPER SECTION
  - MPT DENOTES MALE PIPE THREAD  
FPT DENOTES FEMALE PIPE THREAD  
BFW DENOTES BEVELED FOR WELDING
  - +UNIT WEIGHT DOES NOT INCLUDE ACCESSORIES (SEE ACCESSORY DRAWINGS)
  - MAKE-UP WATER PRESSURE  
20 psi MIN [137 kPa], 50 psi MAX [344 kPa]
  - \* -APPROXIMATE DIMENSIONS DO NOT USE FOR PRE-FABRICATION OF CONNECTING PIPING
  - VENT PROVIDED ON CLOSED CIRCUIT COOLERS ONLY
  - SERIES FLOW PIPING AND AUX. CROSSOVER DRAIN BY OTHERS

Preliminary



SHIPPING WEIGHT	48680 lbs+ [22085] kg+	OPERATING WEIGHT	74540 lbs+ [33815] kg+	HEAVIEST SECTION WEIGHT	20420 lbs+ [9265] kg+	NO. OF SHIPPING SECTIONS	4
-----------------	------------------------	------------------	------------------------	-------------------------	-----------------------	--------------------------	---