

EVAPCO, INC.

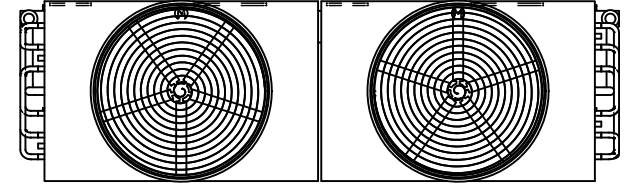


| | | | | | | |
|-------------------------------|-------------------------------------|-----------------|----------------------------|-----------|------------------|----------|
| UNIT CLOSED CIRCUIT COOLER | MODEL # eco-ATWB-H 12-4N36-Z-U34 | SCALE N.T.S. | DWG. # EGH1236MR-DRB-SF | REV. - | DATE 4/6/2026 | SERIAL # |
|-------------------------------|-------------------------------------|-----------------|----------------------------|-----------|------------------|----------|

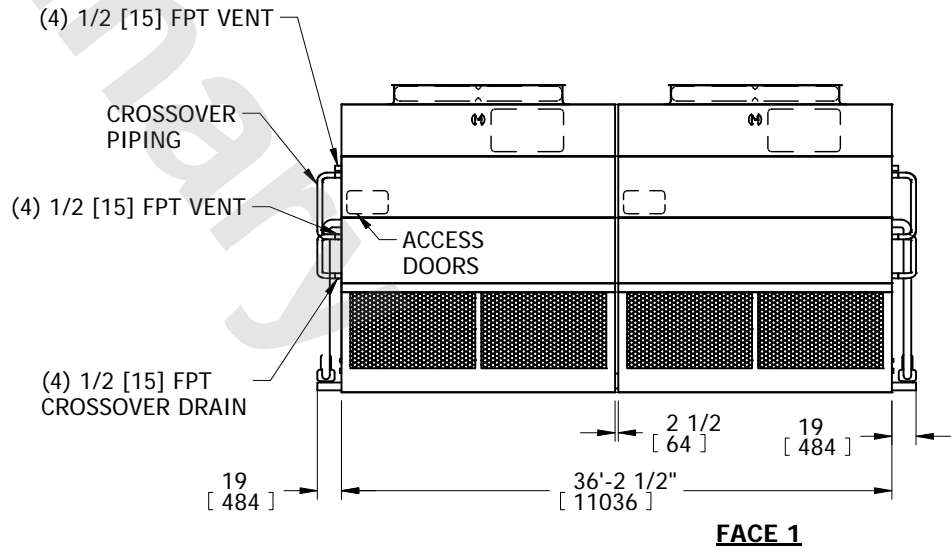
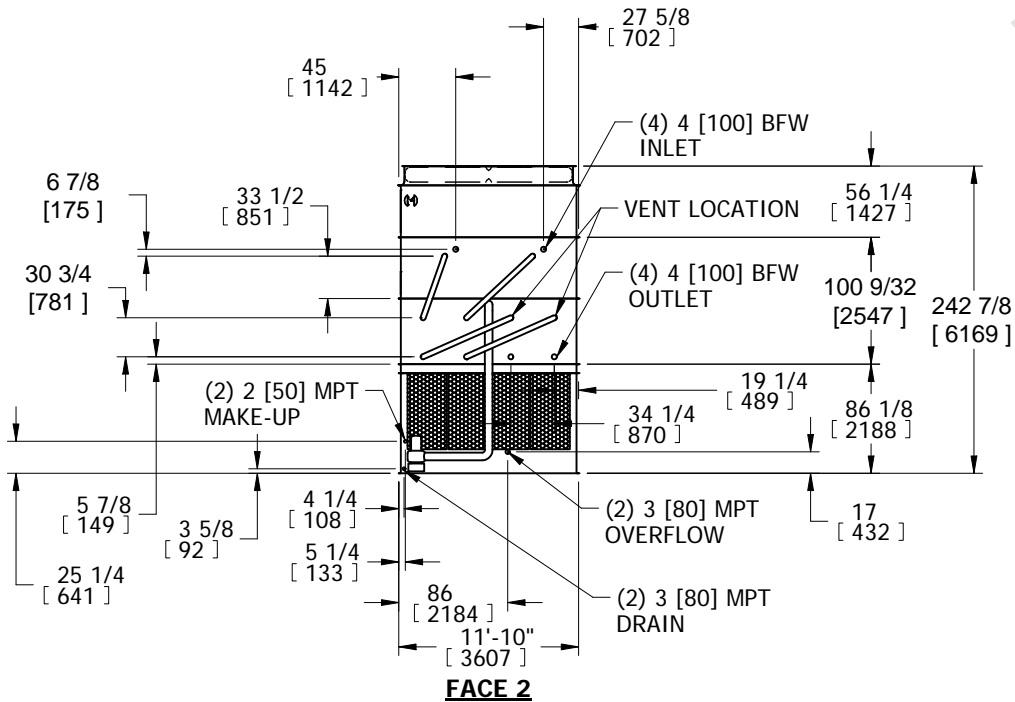
- NOTES:
- (M)- FAN MOTOR LOCATION
 - HEAVIEST SECTION IS COIL SECTION
 - MPT DENOTES MALE PIPE THREAD
FPT DENOTES FEMALE PIPE THREAD
BFW DENOTES BEVELED FOR WELDING
 - +UNIT WEIGHT DOES NOT INCLUDE ACCESSORIES (SEE ACCESSORY DRAWINGS)
 - MAKE-UP WATER PRESSURE
20 psi MIN [137 kPa], 50 psi MAX [344 kPa]

6. DIMENSIONS LISTED AS FOLLOWS:
ENGLISH IN
[METRIC] [mm]
7. * - APPROXIMATE DIMENSIONS DO NOT USE FOR PRE-FABRICATION OF CONNECTING PIPING.

**FACE 2
PLAN VIEW**



FACE 1



FACE 1

| | | | | |
|---|---|---|-------------------------------|------------------|
| SHIPPING WEIGHT 72840 lbs+ [33040] kg+ | OPERATING WEIGHT 101380 lbs+ [45990] kg+ | HEAVIEST SECTION WEIGHT 28590 lbs+ [12970] kg+ | NO. OF SHIPPING SECTIONS 6 | DRAWN BY: SFR |
|---|---|---|-------------------------------|------------------|