

# EVAPCO, INC.

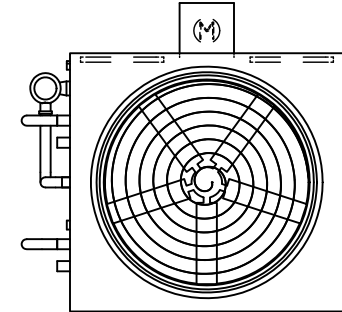


|      |                       |         |                      |       |        |        |                  |      |   |      |          |          |  |
|------|-----------------------|---------|----------------------|-------|--------|--------|------------------|------|---|------|----------|----------|--|
| UNIT | CLOSED CIRCUIT COOLER | MODEL # | eco-ATWB-H 9-3J9-U22 | SCALE | N.T.S. | DWG. # | EGH0909MR-DRB-ST | REV. | - | DATE | 4/5/2026 | SERIAL # |  |
|------|-----------------------|---------|----------------------|-------|--------|--------|------------------|------|---|------|----------|----------|--|

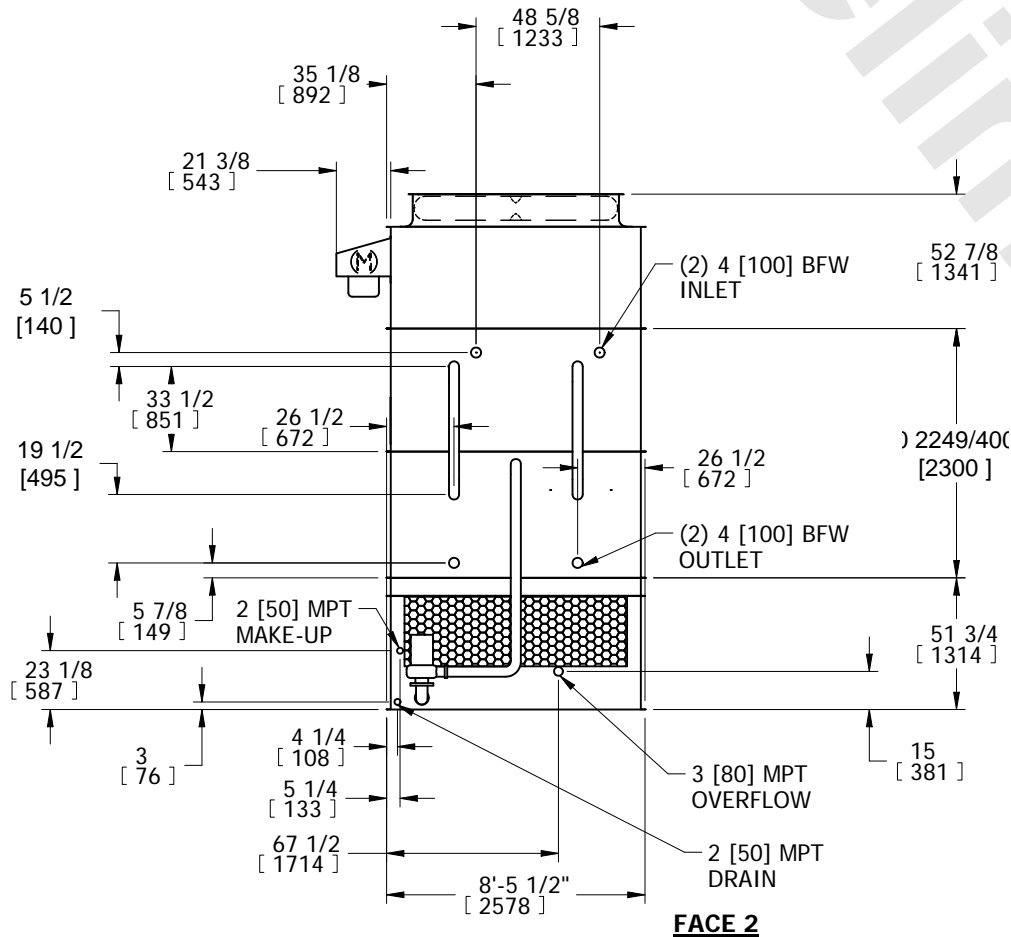
- NOTES:
- (M)- FAN MOTOR LOCATION
  - HEAVIEST SECTION IS COIL SECTION
  - MPT DENOTES MALE PIPE THREAD  
FPT DENOTES FEMALE PIPE THREAD  
BFW DENOTES BEVELED FOR WELDING
  - +UNIT WEIGHT DOES NOT INCLUDE ACCESSORIES (SEE ACCESSORY DRAWINGS)
  - MAKE-UP WATER PRESSURE  
20 psi MIN [137 kPa], 50 psi MAX [344 kPa]

- DIMENSIONS LISTED AS FOLLOWS:  
ENGLISH IN  
[METRIC] [mm]
- \* - APPROXIMATE DIMENSIONS DO NOT USE FOR PRE-FABRICATION OF CONNECTING PIPING.

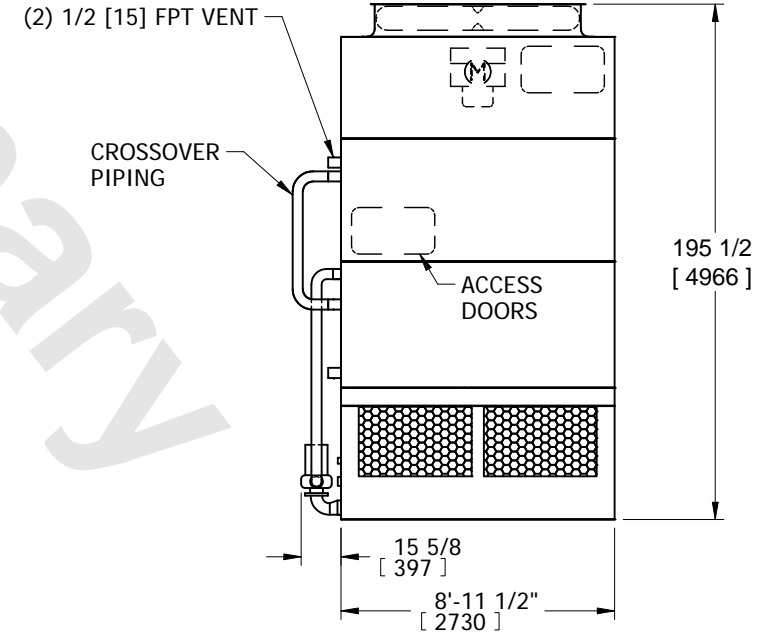
**FACE 2  
PLAN VIEW**



**FACE 1**



**FACE 2**



**FACE 1**

|                 |                       |                  |                       |                         |                      |                          |   |           |     |
|-----------------|-----------------------|------------------|-----------------------|-------------------------|----------------------|--------------------------|---|-----------|-----|
| SHIPPING WEIGHT | 12100 lbs+ [5490] kg+ | OPERATING WEIGHT | 16060 lbs+ [7285] kg+ | HEAVIEST SECTION WEIGHT | 8550 lbs+ [3880] kg+ | NO. OF SHIPPING SECTIONS | 3 | DRAWN BY: | SFR |
|-----------------|-----------------------|------------------|-----------------------|-------------------------|----------------------|--------------------------|---|-----------|-----|