

EVAPCO, INC.

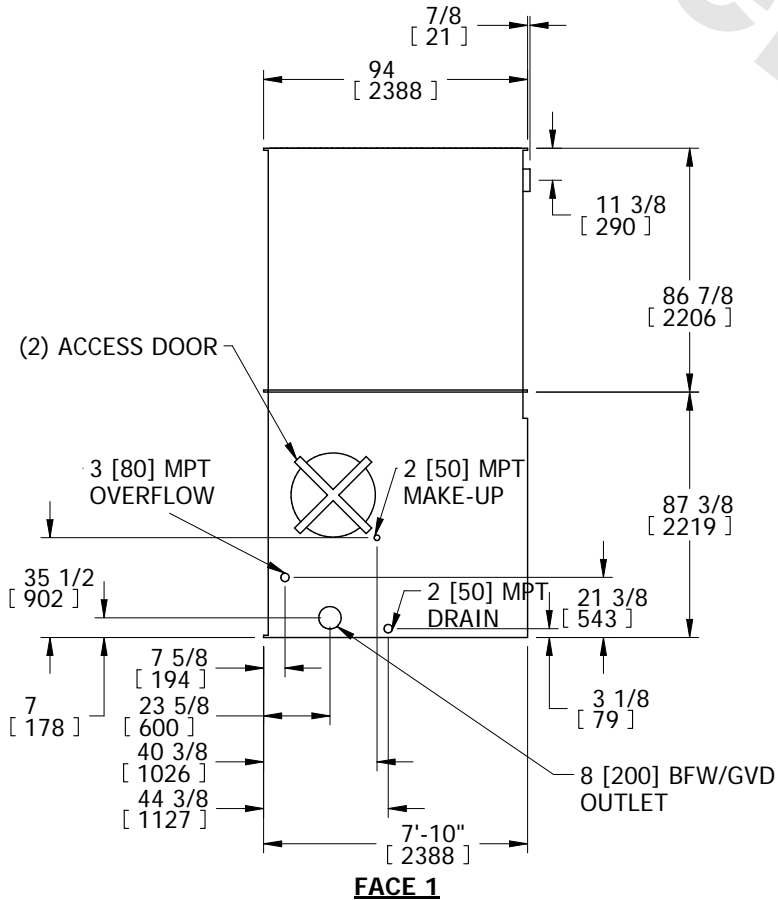
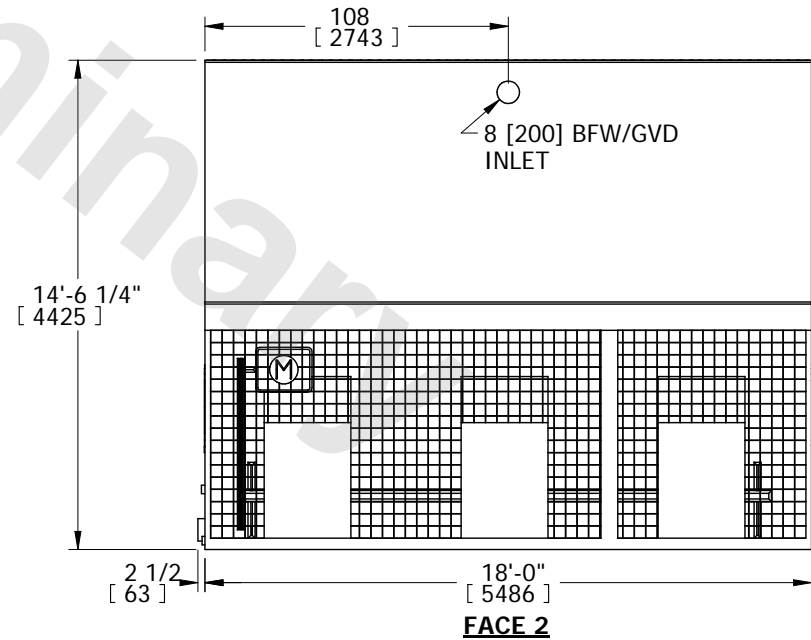
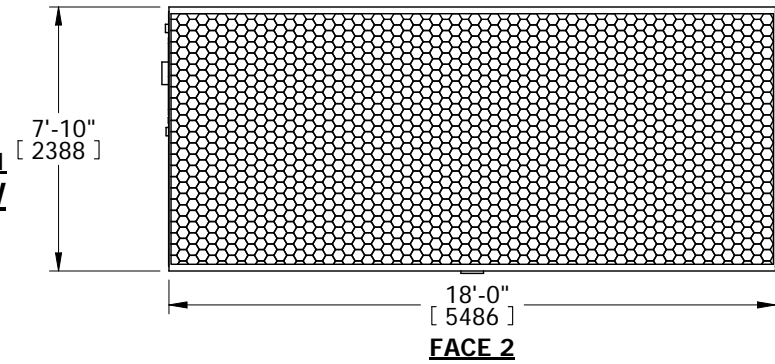


UNIT	MODEL #	SCALE	DWG. #	REV.	DATE	SERIAL #
COOLING TOWER	LSTE-8P618U	N.T.S.	TLEOP1848-DRA-ST	-	12/7/2025	

NOTES:

1. (M)- FAN MOTOR LOCATION
2. HEAVIEST SECTION IS LOWER SECTION
3. MPT DENOTES MALE PIPE THREAD
FPT DENOTES FEMALE PIPE THREAD
BFW DENOTES BEVELED FOR WELDING
GVD DENOTES GROOVED FOR VICTAULIC
4. +UNIT WEIGHT DOES NOT INCLUDE
ACCESSORIES (SEE ACCESSORY DRAWINGS)
5. MAKE-UP WATER PRESSURE
20 psi MIN [137 kPa], 50 psi MAX [344 kPa]
6. 3/4" [19mm] DIA. MOUNTING HOLES. REFER TO
RECOMMENDED STEEL SUPPORT DRAWING
7. DIMENSIONS LISTED AS FOLLOWS: ENGLISH IN
[METRIC] [mm]

**FACE 1
PLAN VIEW**



SHIPPING WEIGHT	9380 lbs+ [4255] kg+	OPERATING WEIGHT	14730 lbs+ [6681] kg+	HEAVIEST SECTION WEIGHT	5440 lbs+ [2468] kg+	NO. OF SHIPPING SECTIONS	2
-----------------	----------------------	------------------	-----------------------	-------------------------	----------------------	--------------------------	---