

# EVAPCO, INC.

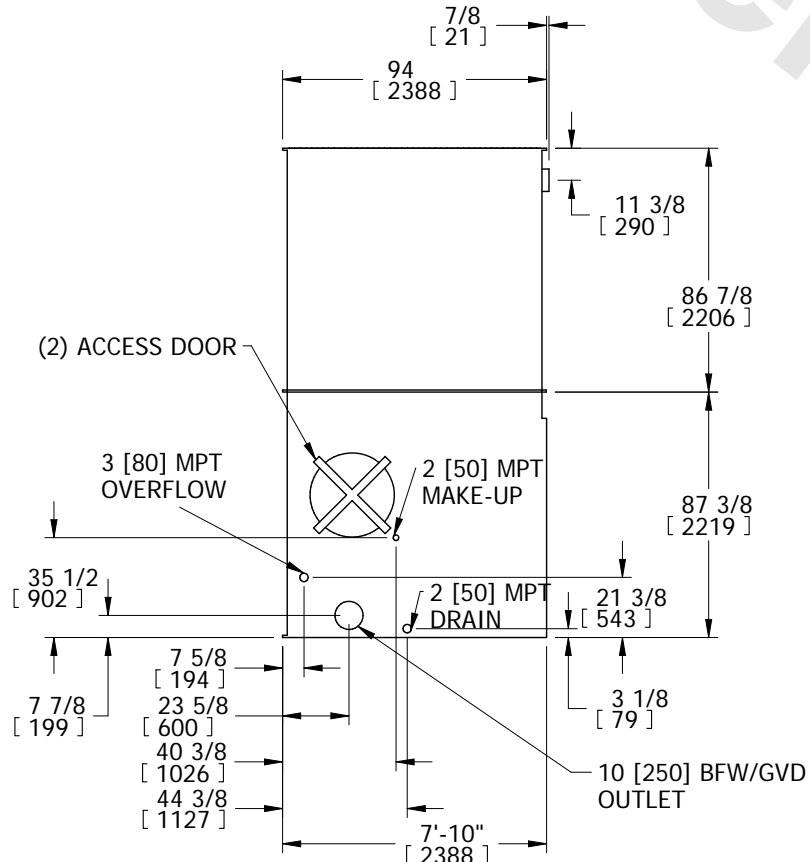


UNIT	MODEL #	SCALE	DWG. #	REV.	DATE	SERIAL #
COOLING TOWER	LSTE-8P424L	N.T.S.	TLEOP2448-DRA-ST	-	9/5/2025	

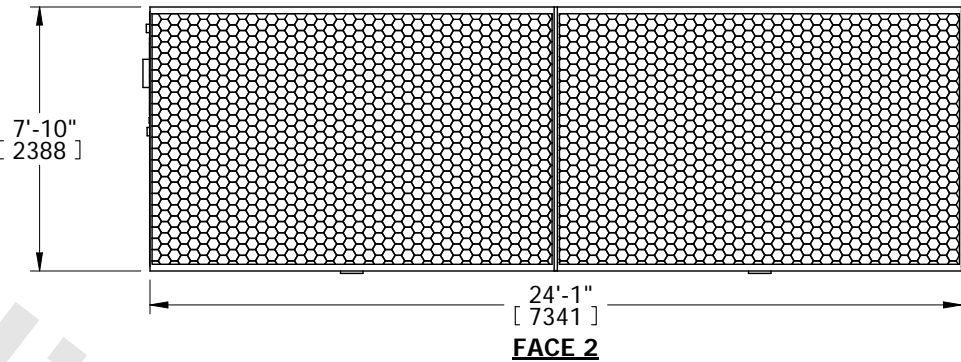
## NOTES:

1. (M)- FAN MOTOR LOCATION
2. HEAVIEST SECTION IS LOWER SECTION
3. MPT DENOTES MALE PIPE THREAD  
FPT DENOTES FEMALE PIPE THREAD  
BFW DENOTES BEVELED FOR WELDING  
GVD DENOTES GROOVED FOR VICTAULIC
4. +UNIT WEIGHT DOES NOT INCLUDE  
ACCESSORIES (SEE ACCESSORY DRAWINGS)
5. MAKE-UP WATER PRESSURE  
20 psi MIN [137 kPa], 50 psi MAX [344 kPa]
6. 3/4" [19mm] DIA. MOUNTING HOLES. REFER TO  
RECOMMENDED STEEL SUPPORT DRAWING
7. DIMENSIONS LISTED AS FOLLOWS: ENGLISH IN  
[METRIC] [mm]

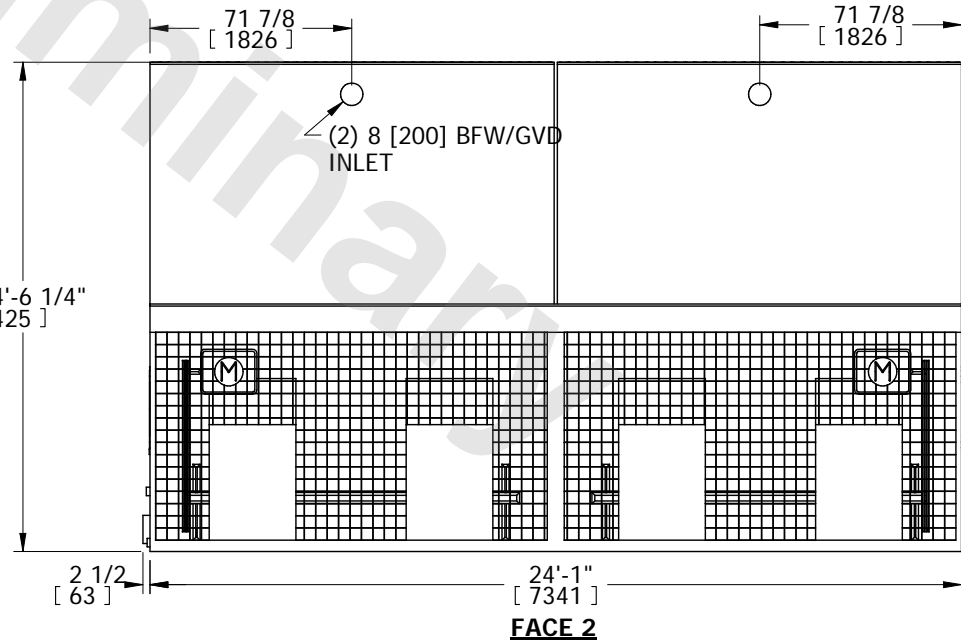
**FACE 1  
PLAN VIEW**



**FACE 1**



**FACE 2**



**FACE 2**

SHIPPING WEIGHT	12570 lbs+ [5702] kg+	OPERATING WEIGHT	19760 lbs+ [8963] kg+	HEAVIEST SECTION WEIGHT	6910 lbs+ [3134] kg+	NO. OF SHIPPING SECTIONS	3
-----------------	-----------------------	------------------	-----------------------	-------------------------	----------------------	--------------------------	---