

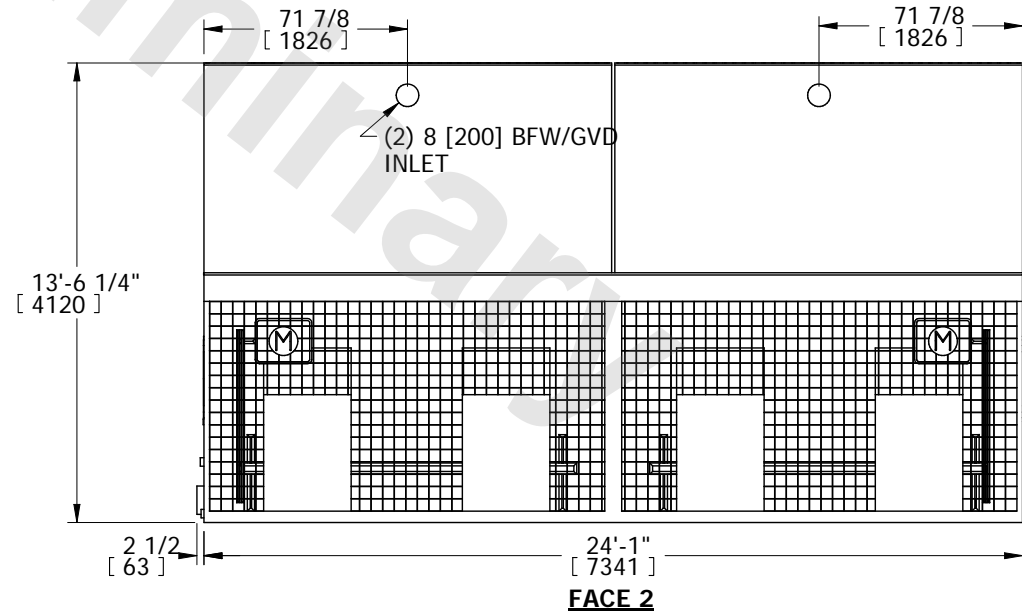
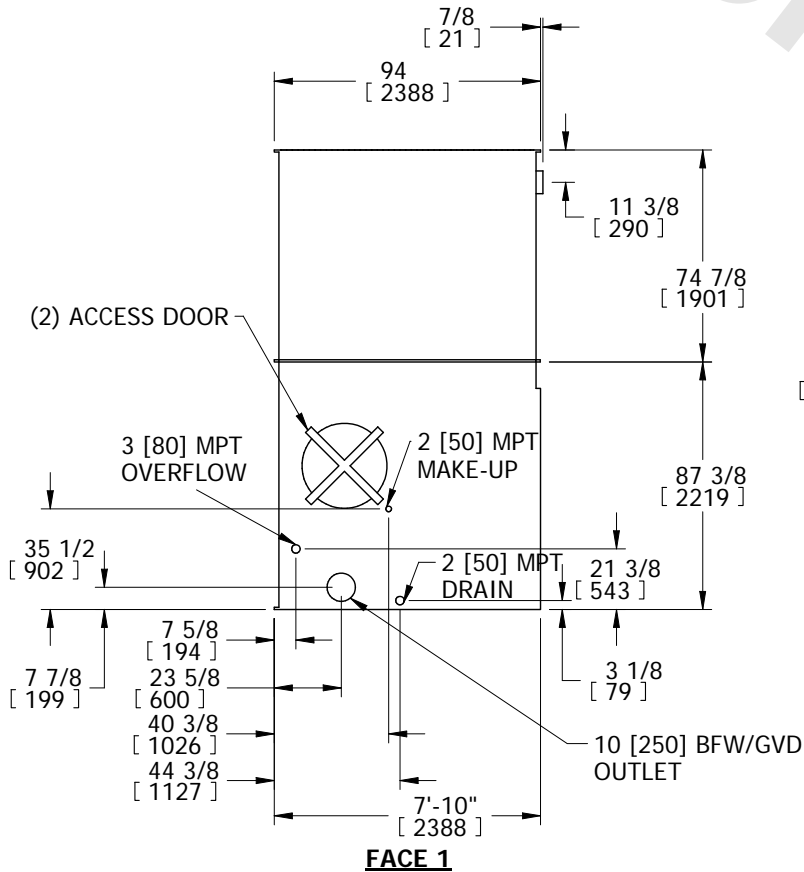
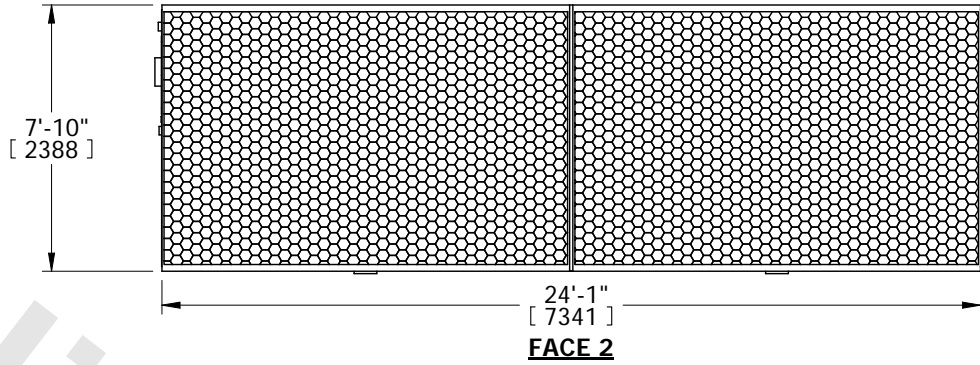
# EVAPCO, INC.



UNIT <b>COOLING TOWER</b>	MODEL # LSTE-8P124L	SCALE N.T.S.	DWG. # TLEOP2436-DRA-ST	REV. -	DATE 5/24/2026	SERIAL #
------------------------------	------------------------	-----------------	----------------------------	-----------	-------------------	----------

- NOTES:
- (M)- FAN MOTOR LOCATION
  - HEAVIEST SECTION IS LOWER SECTION
  - MPT DENOTES MALE PIPE THREAD  
FPT DENOTES FEMALE PIPE THREAD  
BFW DENOTES BEVELED FOR WELDING  
GVD DENOTES GROOVED FOR VICTAULIC
  - +UNIT WEIGHT DOES NOT INCLUDE ACCESSORIES (SEE ACCESSORY DRAWINGS)
  - MAKE-UP WATER PRESSURE  
20 psi MIN [137 kPa], 50 psi MAX [344 kPa]
  - 3/4" [19mm] DIA. MOUNTING HOLES. REFER TO RECOMMENDED STEEL SUPPORT DRAWING
  - DIMENSIONS LISTED AS FOLLOWS: ENGLISH IN [METRIC] [mm]

**FACE 1  
PLAN VIEW**



SHIPPING WEIGHT 11890 lbs+ [5393] kg+	OPERATING WEIGHT 19080 lbs+ [8655] kg+	HEAVIEST SECTION WEIGHT 6890 lbs+ [3125] kg+	NO. OF SHIPPING SECTIONS 3
--	---	---	-------------------------------