

| | | |
|---------|---------------|-----------|
| UNIT | COOLING TOWER | |
| MODEL # | LPT-556 | SCALE NTS |

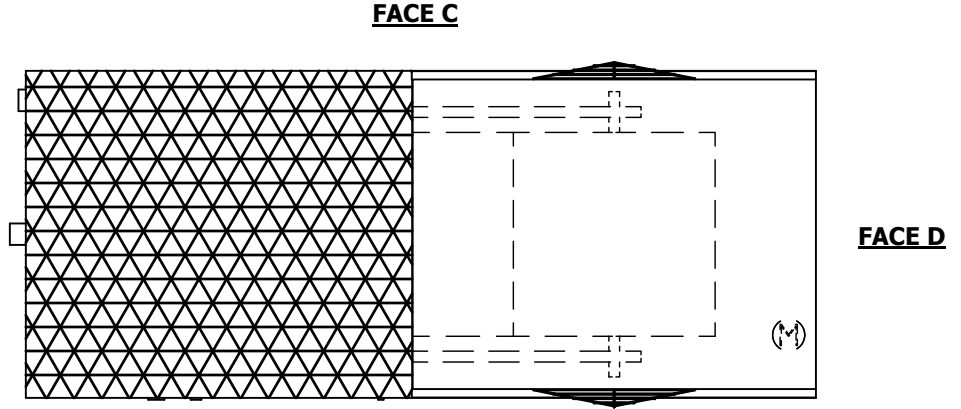
EVAPCO, INC.



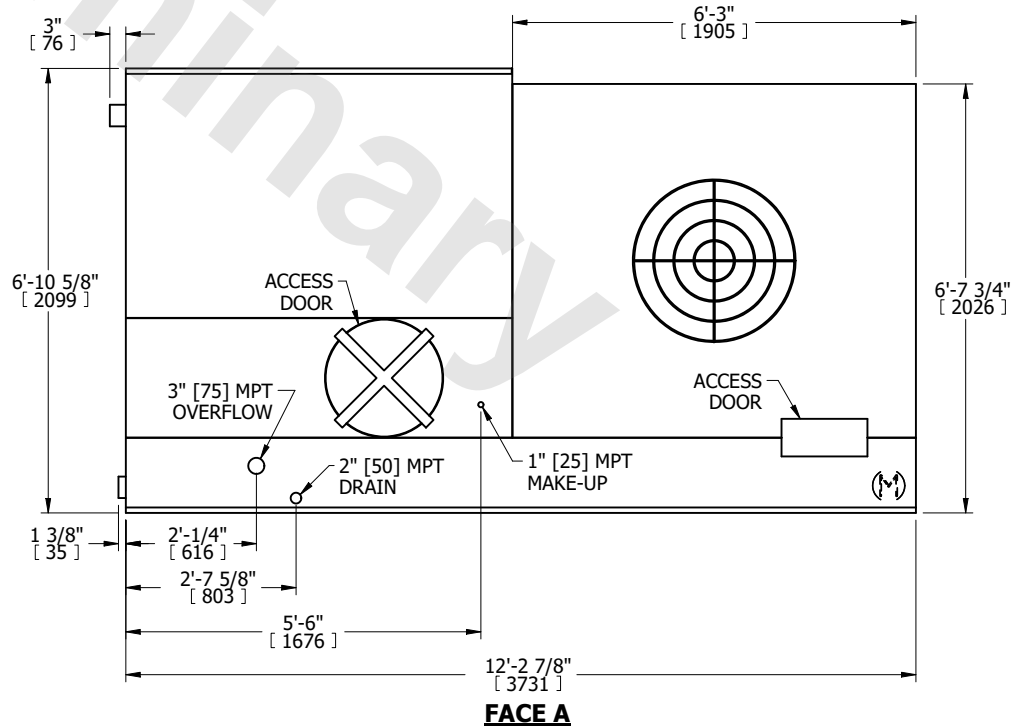
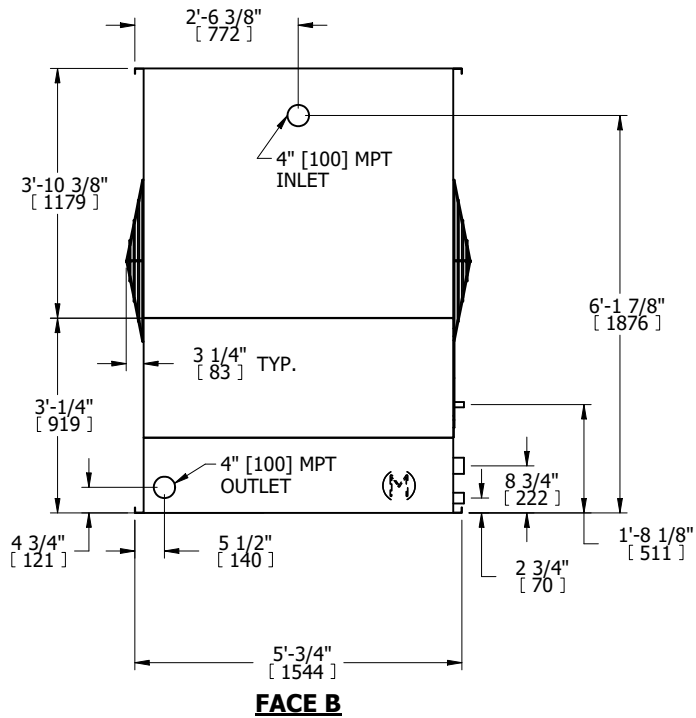
| | | | |
|----------|-----------------|------|----------|
| DWG. # | TV05061P-DRE-ST | REV. | - |
| SERIAL # | | DATE | 7/4/2026 |

- NOTES:
- (M) FAN MOTOR LOCATION
 - MPT DENOTES MALE PIPE THREAD
FPT DENOTES FEMALE PIPE THREAD
BFW DENOTES BEVELED FOR WELDING
GVD DENOTES GROOVED
FLG DENOTES FLANGE
 - + UNIT WEIGHT DOES NOT INCLUDE ACCESSORIES (SEE SEPARATE DRAWINGS FOR ACCESSORIES)
 - 3/4" DIA. MOUNTING HOLES. REFER TO RECOMMENDED STEEL SUPPORT DRAWING
 - MAKE-UP WATER PRESSURE-20 psi MIN, 50 psi MAX
 - DIMENSIONS LISTED AS FOLLOWS:
ENGLISH FT-IN
[METRIC] MM

FACE B
PLAN VIEW



FACE A



| | | | | | | | | | |
|-----------------|----------------------|------------------|----------------------|-------------------------|----------------------|--------------------------|---|-----------|-----|
| SHIPPING WEIGHT | 2370 lbs+ [1080] kg+ | OPERATING WEIGHT | 4100 lbs+ [1860] kg+ | HEAVIEST SECTION WEIGHT | 2370 lbs+ [1080] kg+ | NO. OF SHIPPING SECTIONS | 1 | DRAWN BY: | JLG |
|-----------------|----------------------|------------------|----------------------|-------------------------|----------------------|--------------------------|---|-----------|-----|