

| | | |
|---------|---------------|-----------|
| UNIT | COOLING TOWER | |
| MODEL # | LPT-8312 | SCALE NTS |

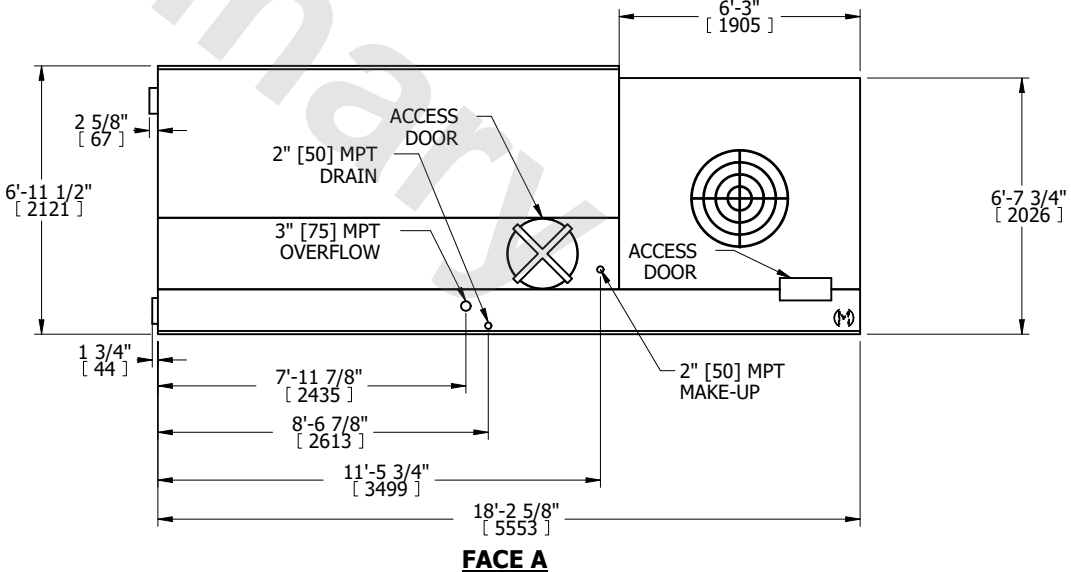
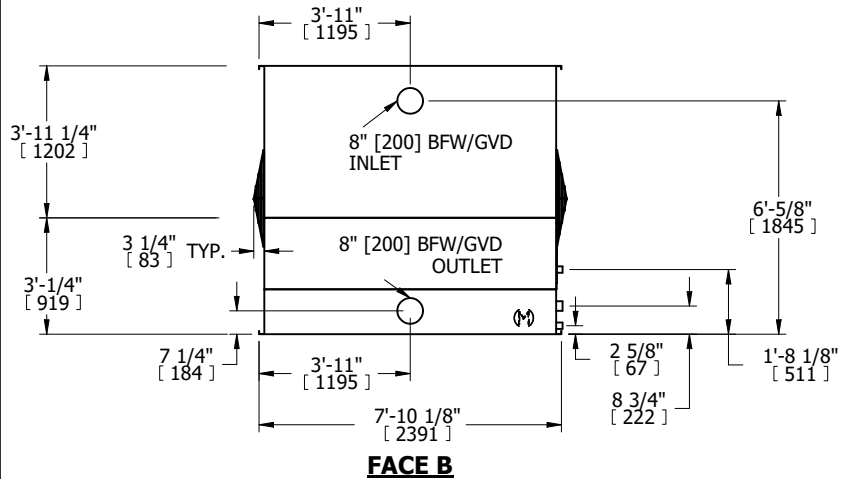
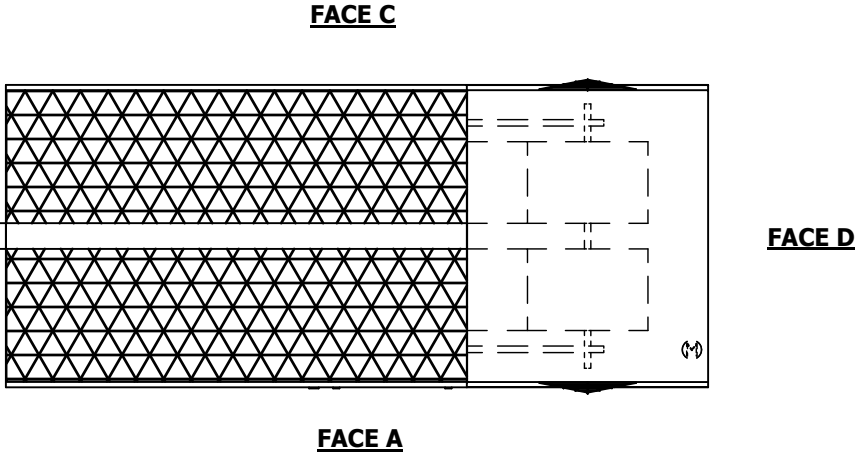
EVAPCO, INC.



| | | | |
|----------|-----------------|------|-----------|
| DWG. # | TV08122F-DRJ-ST | REV. | - |
| SERIAL # | | DATE | 5/14/2026 |

- NOTES:
- (M)- FAN MOTOR LOCATION
 - MPT DENOTES MALE PIPE THREAD
FPT DENOTES FEMALE PIPE THREAD
BFW DENOTES BEVELED FOR WELDING
GVD DENOTES GROOVED
FLG DENOTES FLANGE
 - + UNIT WEIGHT DOES NOT INCLUDE ACCESSORIES (SEE SEPARATE DRAWINGS FOR ACCESSORIES)
 - 3/4" DIA. MOUNTING HOLES. REFER TO RECOMMENDED STEEL SUPPORT DRAWING
 - MAKE-UP WATER PRESSURE-20 psi MIN, 50 psi MAX
 - DIMENSIONS LISTED AS FOLLOWS:
ENGLISH FT-IN
[METRIC] MM

FACE B
PLAN VIEW



| | | | | | | | | | |
|-----------------|----------------------|------------------|----------------------|-------------------------|----------------------|--------------------------|---|-----------|-----|
| SHIPPING WEIGHT | 5080 lbs+ [2305] kg+ | OPERATING WEIGHT | 9800 lbs+ [4450] kg+ | HEAVIEST SECTION WEIGHT | 5080 lbs+ [2305] kg+ | NO. OF SHIPPING SECTIONS | 1 | DRAWN BY: | JLG |
|-----------------|----------------------|------------------|----------------------|-------------------------|----------------------|--------------------------|---|-----------|-----|