

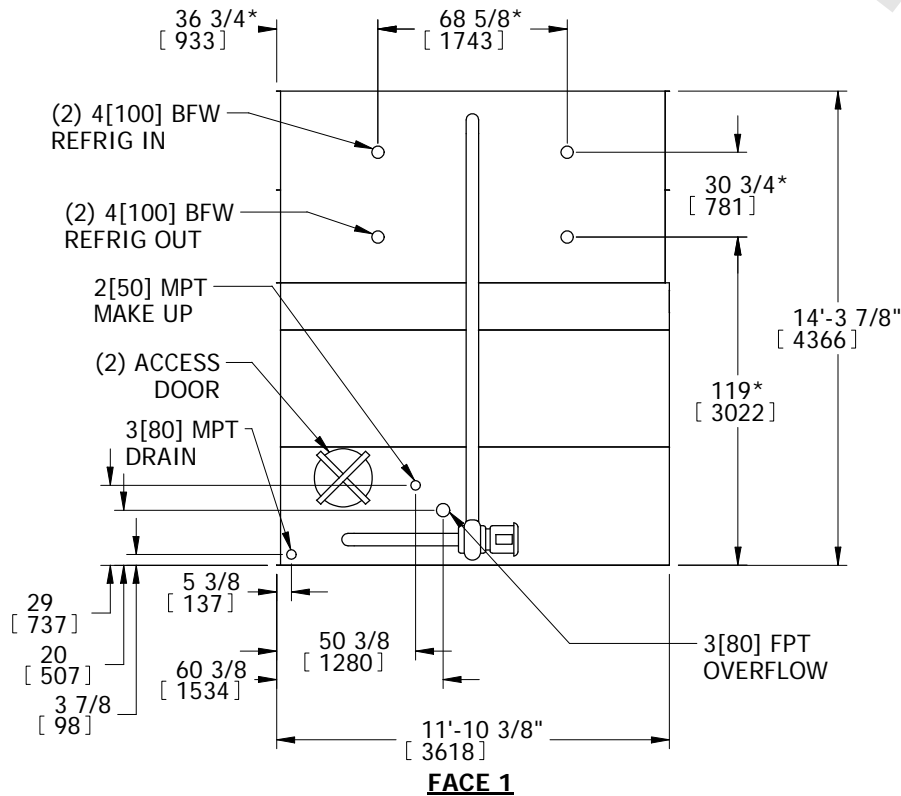
# EVAPCO, INC.



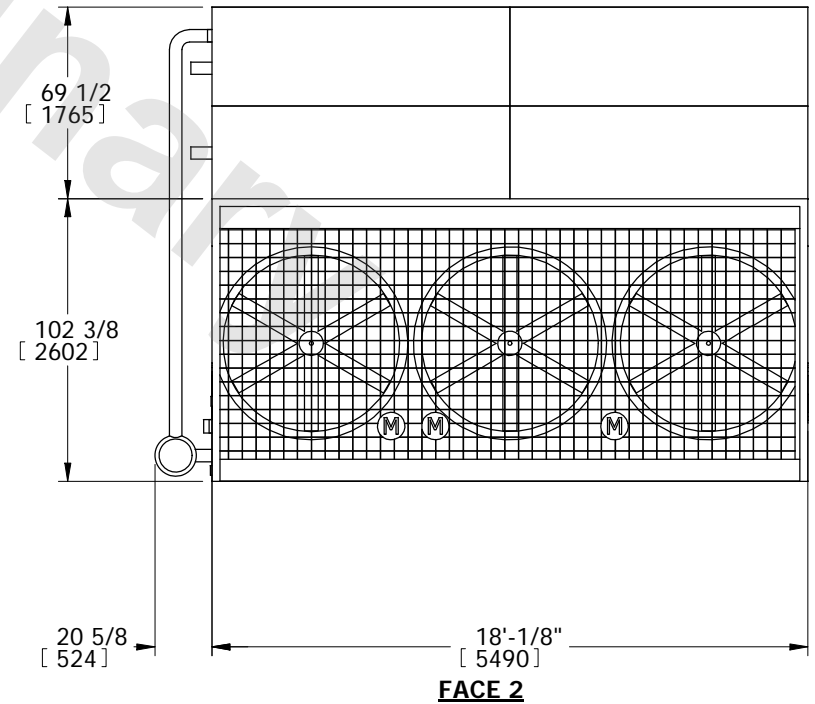
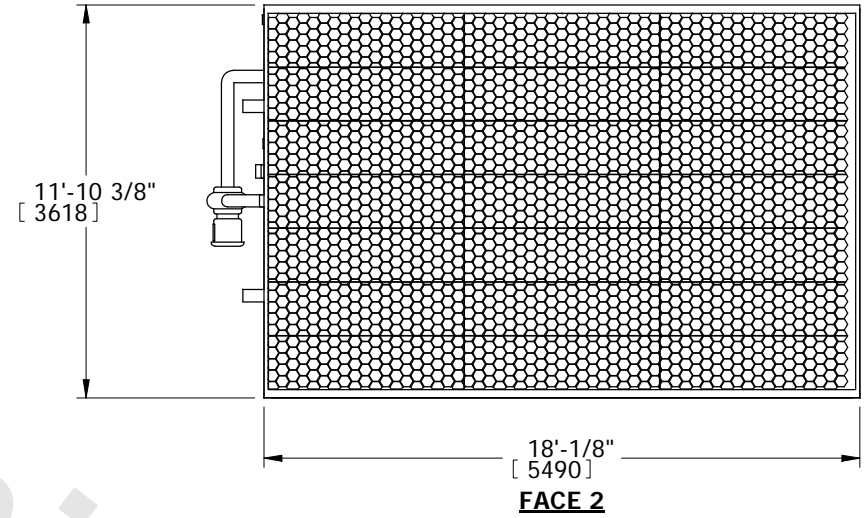
UNIT <b>EVAPORATIVE CONDENSER</b>	MODEL # <b>PMC-737E</b>	SCALE <b>N.T.S.</b>	DWG. # <b>CE121808-DRB-ST</b>	REV. <b>-</b>	DATE <b>7/18/2025</b>	SERIAL #
--------------------------------------	----------------------------	------------------------	----------------------------------	------------------	--------------------------	----------

- NOTES:
1. (M)- FAN MOTOR LOCATION
  2. HEAVIEST SECTION IS UPPER SECTION
  3. MPT DENOTES MALE PIPE THREAD  
FPT DENOTES FEMALE PIPE THREAD  
BFW DENOTES BEVELED FOR WELDING
  4. +UNIT WEIGHT DOES NOT INCLUDE  
ACCESSORIES (SEE ACCESSORY DRAWINGS)
  5. 3/4" DIA. MOUNTING HOLES. REFER TO  
RECOMMENDED STEEL SUPPORT DRAWING.
  6. MAKE-UP WATER PRESSURE  
20 psi MIN [137 kPa], 50 psi MAX [344 kPa]
  7. \*-APPROXIMATE DIMENSIONS DO NOT USE  
FOR PRE-FABRICATION OF CONNECTING  
PIPING
  8. DIMENSIONS LISTED AS FOLLOWS: ENGLISH IN  
[METRIC] [mm]

**FACE 1  
PLAN VIEW**



**FACE 1**



SHIPPING WEIGHT	26050 lbs+ [11816] kg+	OPERATING WEIGHT	34560 lbs+ [15676] kg+	HEAVIEST SECTION WEIGHT	18430 lbs+ [8360] kg+	NO. OF SHIPPING SECTIONS	2
-----------------	------------------------	------------------	------------------------	-------------------------	-----------------------	--------------------------	---