

# EVAPCO, INC.

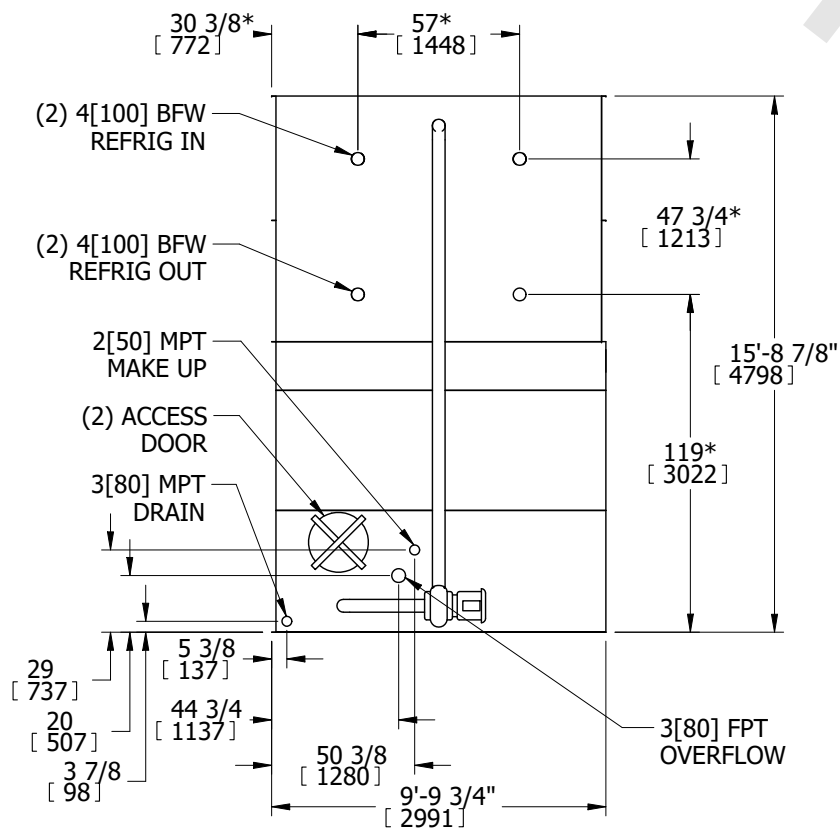


UNIT	MODEL #	SCALE	DWG. #	REV.	DATE	SERIAL #
<b>EVAPORATIVE CONDENSER</b>	PMC-792E	N.T.S.	CETM1814-DRA-ST	-	7/18/2025	

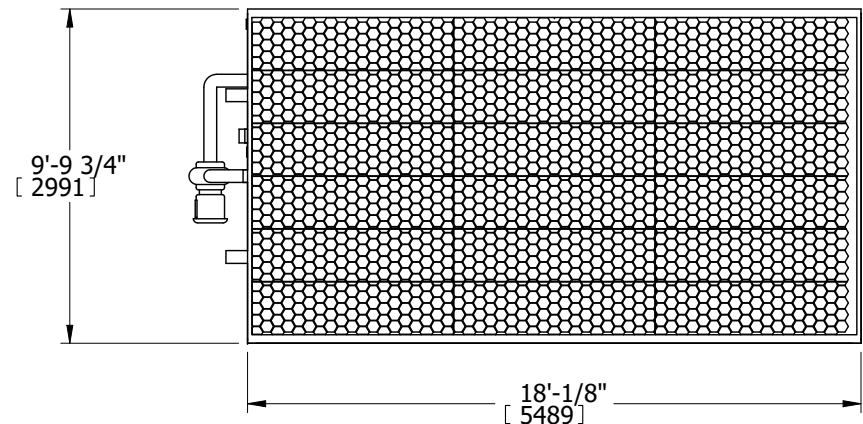
## NOTES:

1. (M)- FAN MOTOR LOCATION
2. HEAVIEST SECTION IS UPPER SECTION
3. MPT DENOTES MALE PIPE THREAD  
FPT DENOTES FEMALE PIPE THREAD  
BFW DENOTES BEVELED FOR WELDING
4. +UNIT WEIGHT DOES NOT INCLUDE  
ACCESSORIES (SEE ACCESSORY DRAWINGS)
5. 3/4" DIA. MOUNTING HOLES. REFER TO  
RECOMMENDED STEEL SUPPORT DRAWING.
6. MAKE-UP WATER PRESSURE  
20 psi MIN [137 kPa], 50 psi MAX [344 kPa]
7. \*-APPROXIMATE DIMENSIONS DO NOT USE  
FOR PRE-FABRICATION OF CONNECTING  
PIPING
8. DIMENSIONS LISTED AS FOLLOWS: ENGLISH IN  
[METRIC] [mm]

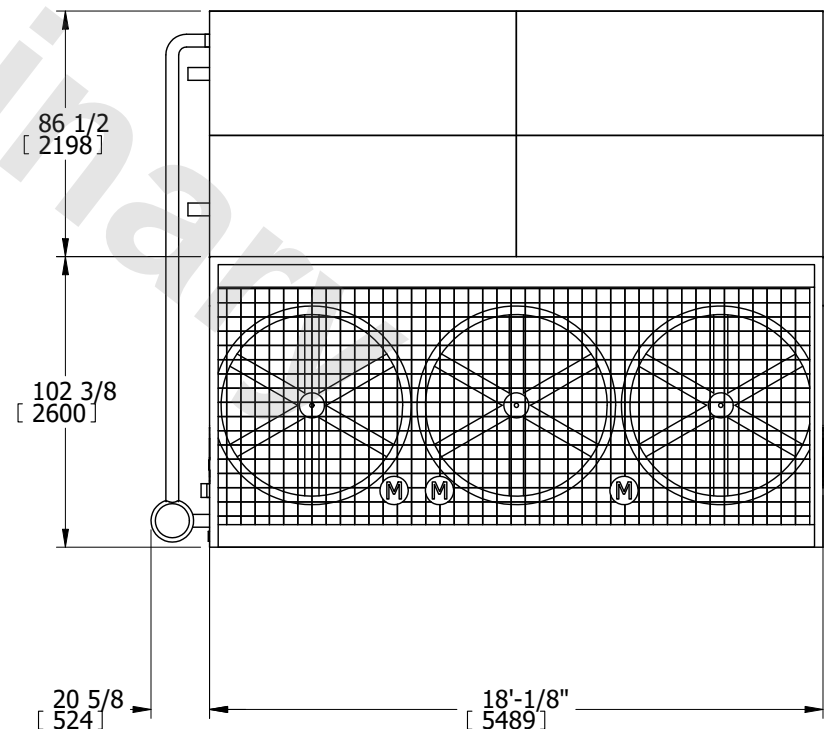
**FACE 1  
PLAN VIEW**



**FACE 1**



**FACE 2**



**FACE 2**

SHIPPING WEIGHT	32590 lbs+ [14783] kg+	OPERATING WEIGHT	39380 lbs+ [17862] kg+	HEAVIEST SECTION WEIGHT	24790 lbs+ [11245] kg+	NO. OF SHIPPING SECTIONS	2
-----------------	------------------------	------------------	------------------------	-------------------------	------------------------	--------------------------	---