

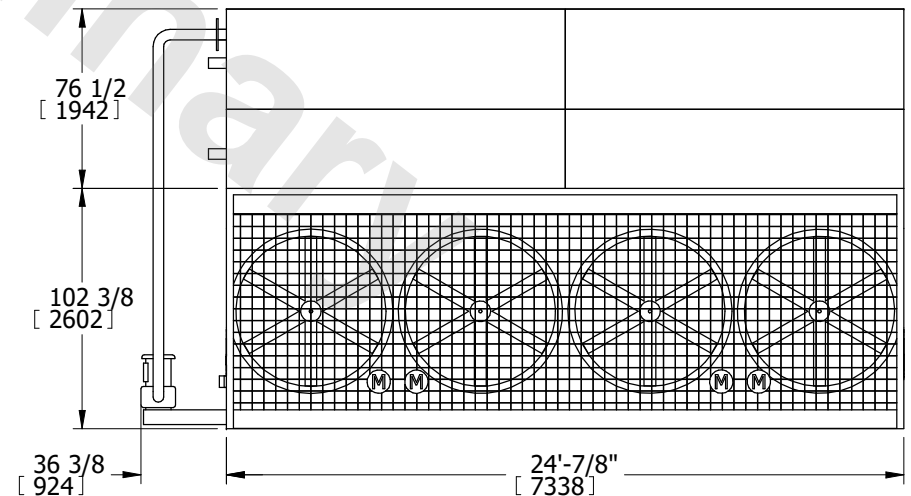
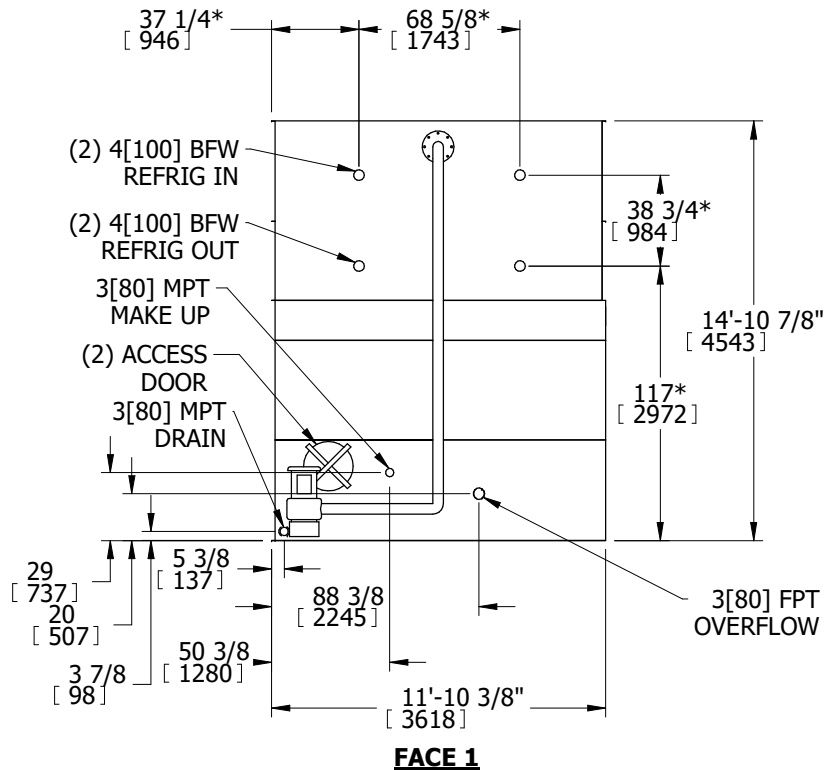
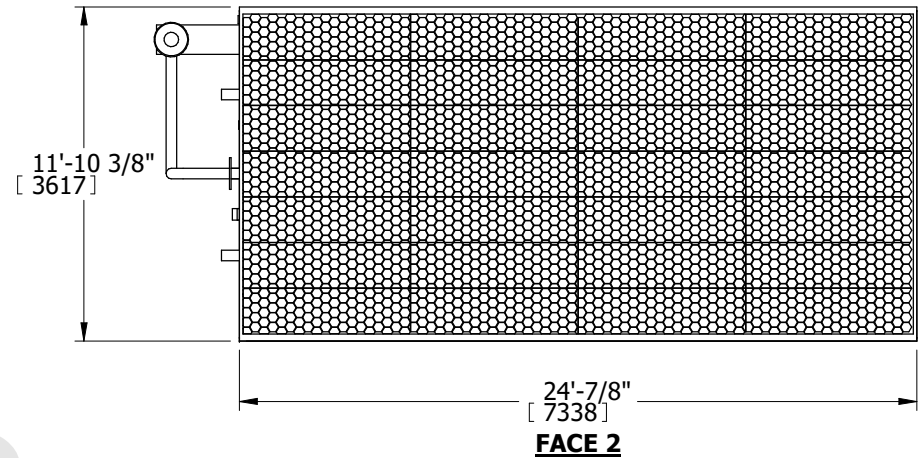
EVAPCO, INC.



UNIT	MODEL #	SCALE	DWG. #	REV.	DATE	SERIAL #
EVAPORATIVE CONDENSER	PMC-911E	N.T.S.	CE12C2408-DRC-ST	-	7/18/2025	

- NOTES:
1. (M)- FAN MOTOR LOCATION
 2. HEAVIEST SECTION IS UPPER SECTION
 3. MPT DENOTES MALE PIPE THREAD
FPT DENOTES FEMALE PIPE THREAD
BFW DENOTES BEVELED FOR WELDING
 4. +UNIT WEIGHT DOES NOT INCLUDE
ACCESSORIES (SEE ACCESSORY DRAWINGS)
 5. 3/4" DIA. MOUNTING HOLES. REFER TO
RECOMMENDED STEEL SUPPORT DRAWING.
 6. MAKE-UP WATER PRESSURE
20 psi MIN [137 kPa], 50 psi MAX [344 kPa]
 7. *-APPROXIMATE DIMENSIONS DO NOT USE
FOR PRE-FABRICATION OF CONNECTING
PIPING
 8. DIMENSIONS LISTED AS FOLLOWS: ENGLISH IN
[METRIC] [mm]

**FACE 1
PLAN VIEW**



FACE 1

FACE 2

SHIPPING WEIGHT	35140 lbs+ [15939] kg+	OPERATING WEIGHT	46730 lbs+ [21196] kg+	HEAVIEST SECTION WEIGHT	25120 lbs+ [11394] kg+	NO. OF SHIPPING SECTIONS	2
-----------------	------------------------	------------------	------------------------	-------------------------	------------------------	--------------------------	---