

# EVAPCO, INC.

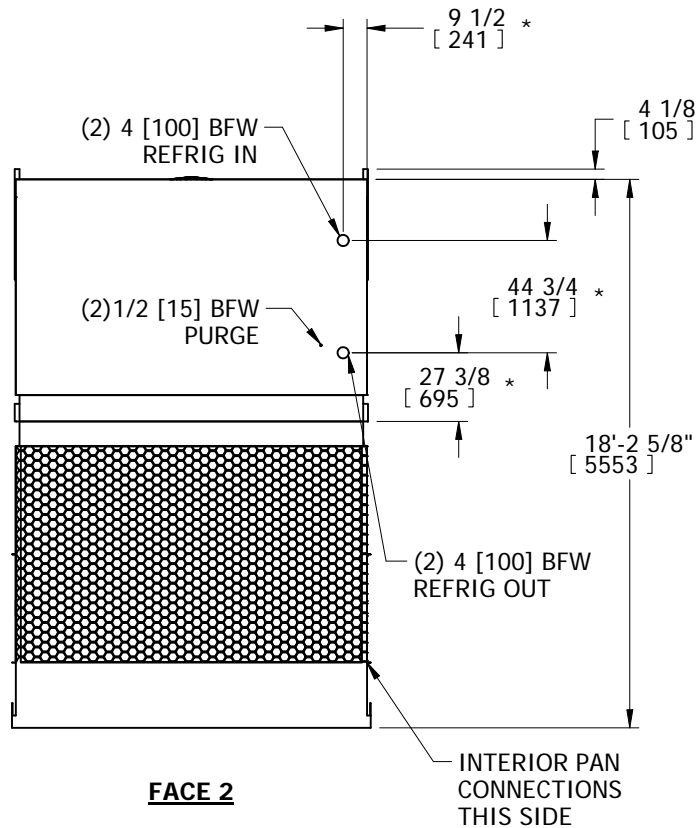


UNIT	MODEL #	SCALE	DWG. #	REV.	DATE	SERIAL #
EVAPORATIVE CONDENSER	PHC-D621		HCD122410-DRC-ST	-	8/20/2025	

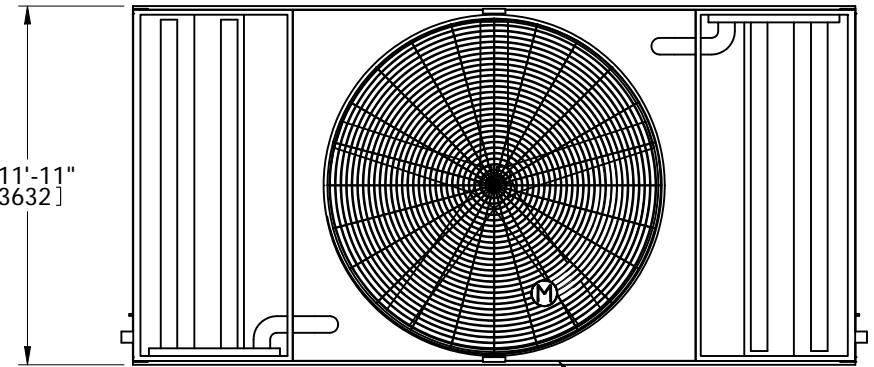
## NOTES:

1. (M)- FAN MOTOR LOCATION
2. HEAVIEST SECTION IS UPPER SECTION
3. MPT DENOTES MALE PIPE THREAD  
FPT DENOTES FEMALE PIPE THREAD  
BFW DENOTES BEVELED FOR WELDING  
GVD DENOTES GROOVED
4. +UNIT WEIGHT DOES NOT INCLUDE ACCESSORIES (SEE ACCESSORY DRAWINGS)
5. MAKE-UP WATER PRESSURE  
20 psi MIN [137 kPa], 50 psi MAX [344 kPa]
6. 3/4" DIA. MOUNTING HOLES. REFER TO RECOMMENDED STEEL SUPPORT DRAWING.
7. \*- APPROXIMATE DIMENSIONS DO NOT USE FOR PRE-FABRICATION OF CONNECTION PIPING.
8. DIMENSIONS LISTED AS FOLLOWS: ENGLISH IN [METRIC] [mm]

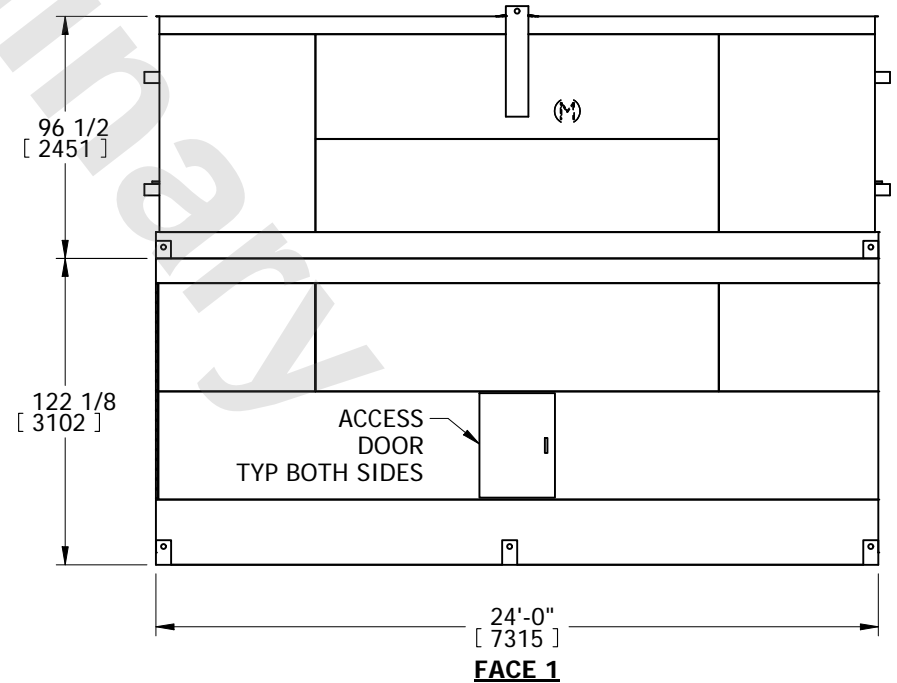
## FACE 2 PLAN VIEW



## FACE 2



## FACE 1



## FACE 1

SHIPPING WEIGHT	28350 lbs+ [12860] kg+	OPERATING WEIGHT	43380 lbs+ [19680] kg+	HEAVIEST SECTION WEIGHT	18600 lbs+ [8440] kg+	NO. OF SHIPPING SECTIONS	2	DRAWN BY:	TLS
-----------------	------------------------	------------------	------------------------	-------------------------	-----------------------	--------------------------	---	-----------	-----