

EVAPCO, INC.



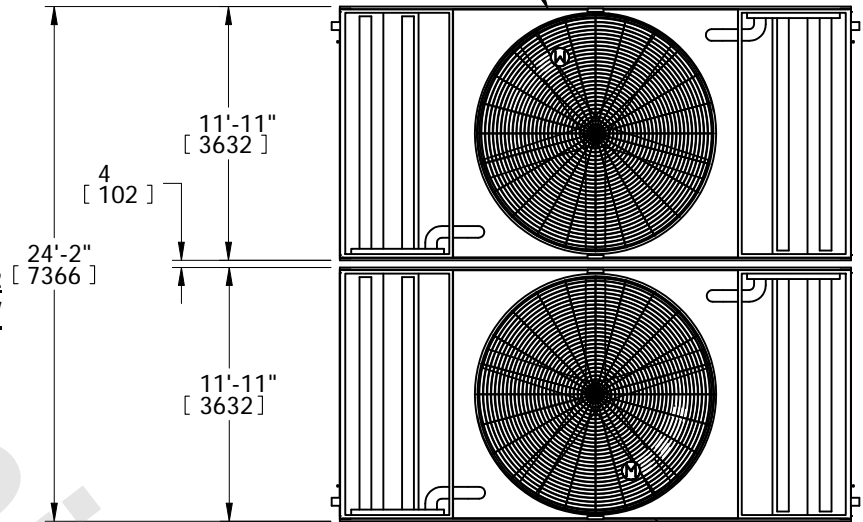
UNIT	MODEL #	SCALE	DWG. #	REV.	DATE	SERIAL #
EVAPORATIVE CONDENSER	PHC-D1456		HCD242412-DRC-ST	-	8/19/2025	

NOTES:

1. (M)- FAN MOTOR LOCATION
2. HEAVIEST SECTION IS UPPER SECTION
3. MPT DENOTES MALE PIPE THREAD
FPT DENOTES FEMALE PIPE THREAD
BFW DENOTES BEVELED FOR WELDING
GVD DENOTES GROOVED
4. +UNIT WEIGHT DOES NOT INCLUDE
ACCESSORIES (SEE ACCESSORY DRAWINGS)
5. MAKE-UP WATER PRESSURE
20 psi MIN [137 kPa], 50 psi MAX [344 kPa]
6. 3/4" DIA. MOUNTING HOLES. REFER TO
RECOMMENDED STEEL SUPPORT DRAWING.
7. *- APPROXIMATE DIMENSIONS DO NOT
USE FOR PRE-FABRICATION OF
CONNECTION PIPING.
8. DIMENSIONS LISTED AS FOLLOWS: ENGLISH IN
[METRIC] [mm]

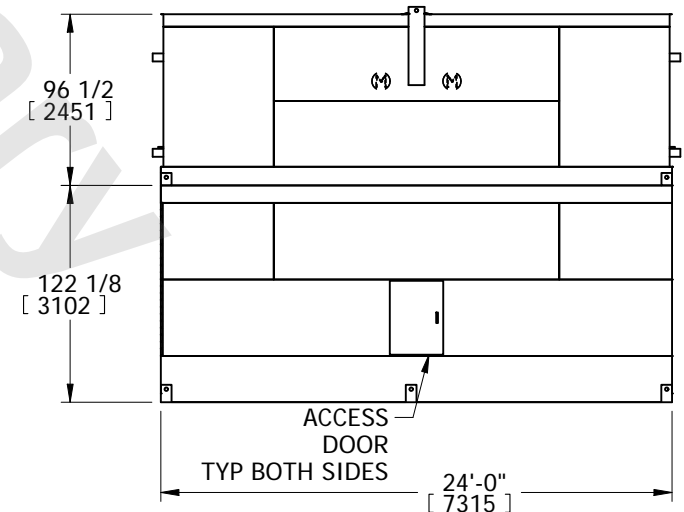
FACE 2 PLAN VIEW

INTERIOR PAN
CONNECTIONS
THIS SIDE

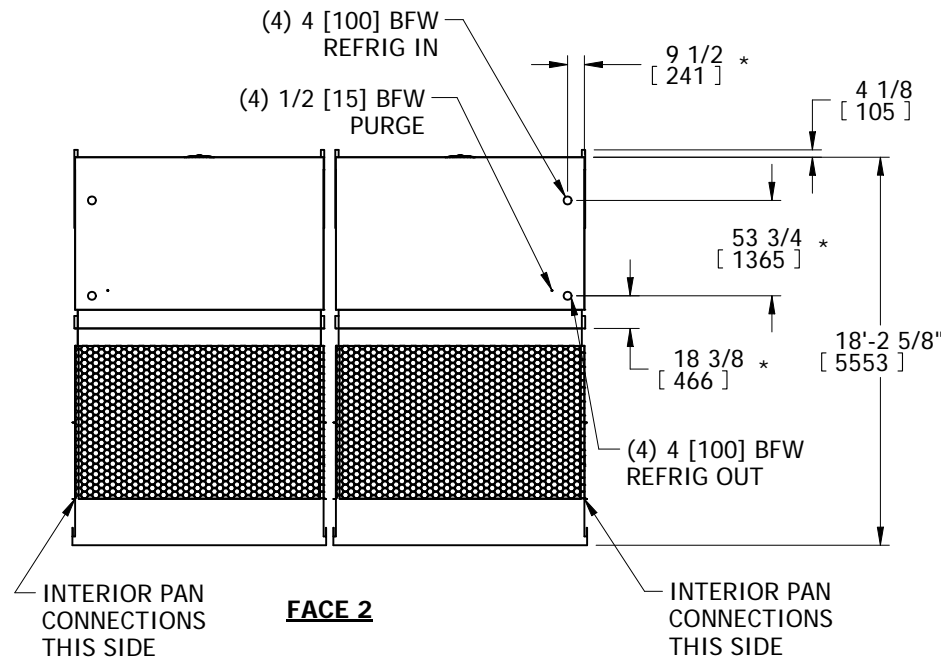


FACE 1

INTERIOR PAN
CONNECTIONS
THIS SIDE



FACE 1



SHIPPING WEIGHT	60900 lbs+ [27625] kg+	OPERATING WEIGHT	91160 lbs+ [41350] kg+	HEAVIEST SECTION WEIGHT	20700 lbs+ [9390] kg+	NO. OF SHIPPING SECTIONS	4	DRAWN BY:	TLS
-----------------	------------------------	------------------	------------------------	-------------------------	-----------------------	--------------------------	---	-----------	-----