

EVAPCO, INC.

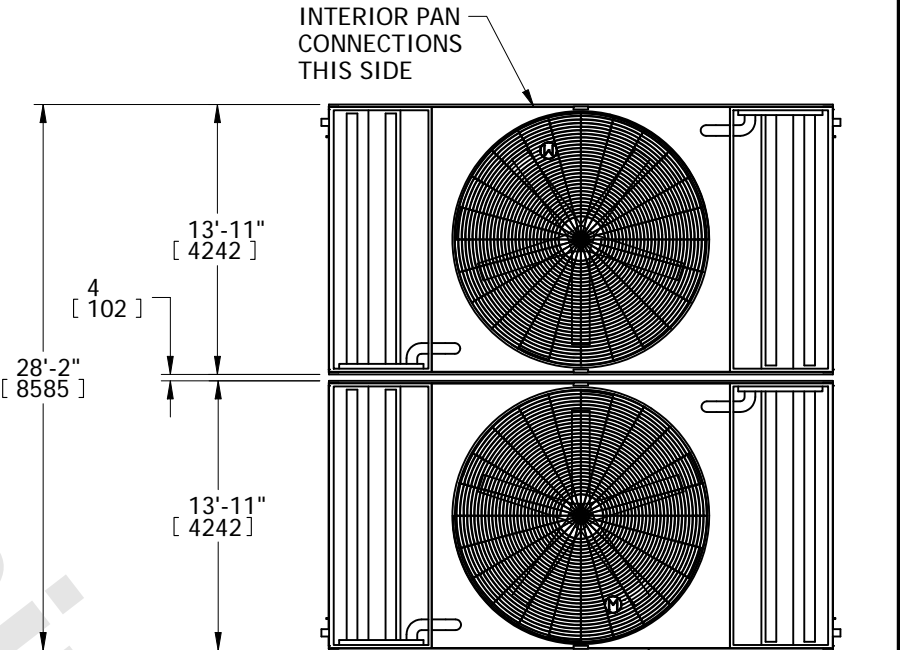


UNIT EVAPORATIVE CONDENSER	MODEL # PHC-D1810	SCALE	DWG. # HCD282612-DRC-ST	REV. -	DATE 8/20/2025	SERIAL #
--------------------------------------	----------------------	-------	----------------------------	-----------	-------------------	----------

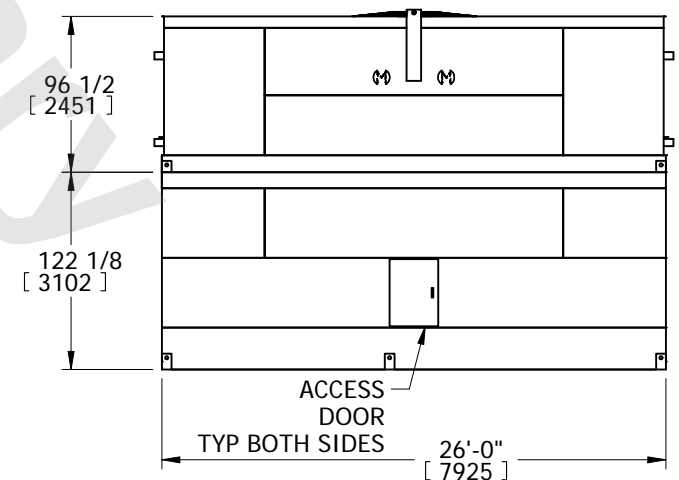
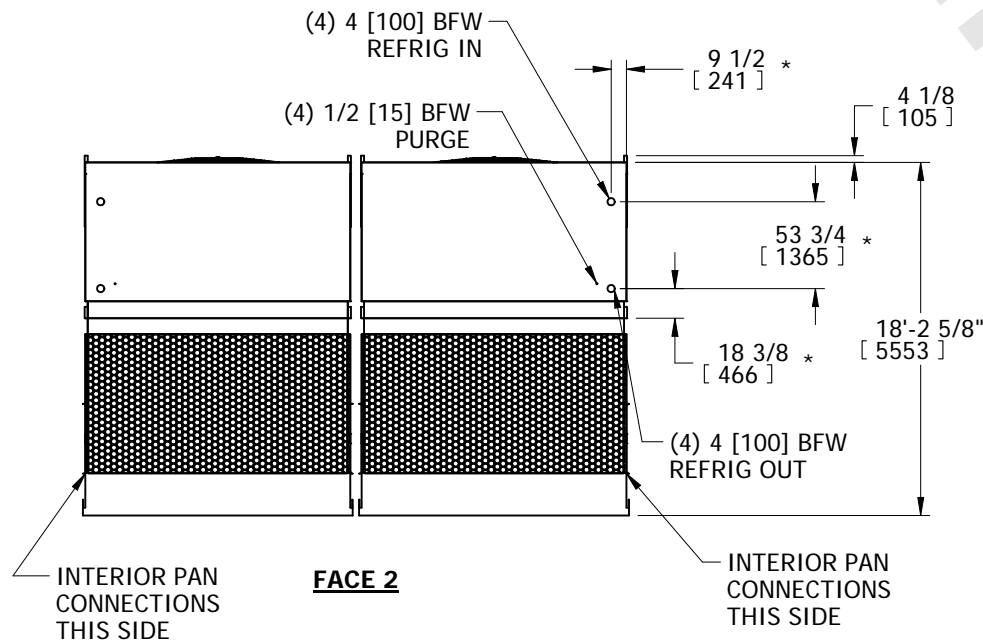
NOTES:

1. (M)- FAN MOTOR LOCATION
2. HEAVIEST SECTION IS UPPER SECTION
3. MPT DENOTES MALE PIPE THREAD
FPT DENOTES FEMALE PIPE THREAD
BFW DENOTES BEVELED FOR WELDING
GVD DENOTES GROOVED
4. +UNIT WEIGHT DOES NOT INCLUDE ACCESSORIES (SEE ACCESSORY DRAWINGS)
5. MAKE-UP WATER PRESSURE
20 psi MIN [137 kPa], 50 psi MAX [344 kPa]
6. 3/4" DIA. MOUNTING HOLES. REFER TO RECOMMENDED STEEL SUPPORT DRAWING.
7. *- APPROXIMATE DIMENSIONS DO NOT USE FOR PRE-FABRICATION OF CONNECTION PIPING.
8. DIMENSIONS LISTED AS FOLLOWS: ENGLISH IN [METRIC] [mm]

**FACE 2
PLAN VIEW**



FACE 1
INTERIOR PAN CONNECTIONS THIS SIDE



SHIPPING WEIGHT 71760 lbs+ [32550] kg+	OPERATING WEIGHT 113120 lbs+ [51315] kg+	HEAVIEST SECTION WEIGHT 24380 lbs+ [11060] kg+	NO. OF SHIPPING SECTIONS 4	DRAWN BY: TLS
---	---	---	-------------------------------	------------------