

# EVAPCO, INC.

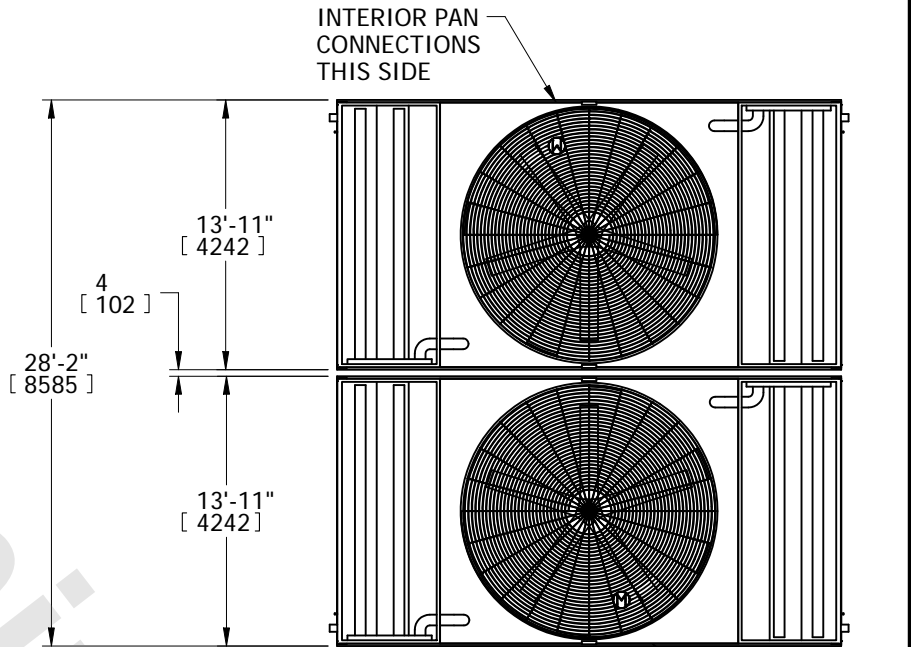


UNIT	MODEL #	SCALE	DWG. #	REV.	DATE	SERIAL #
EVAPORATIVE CONDENSER	PHC-D1896		HCD282614-DRC-ST	-	8/20/2025	

## NOTES:

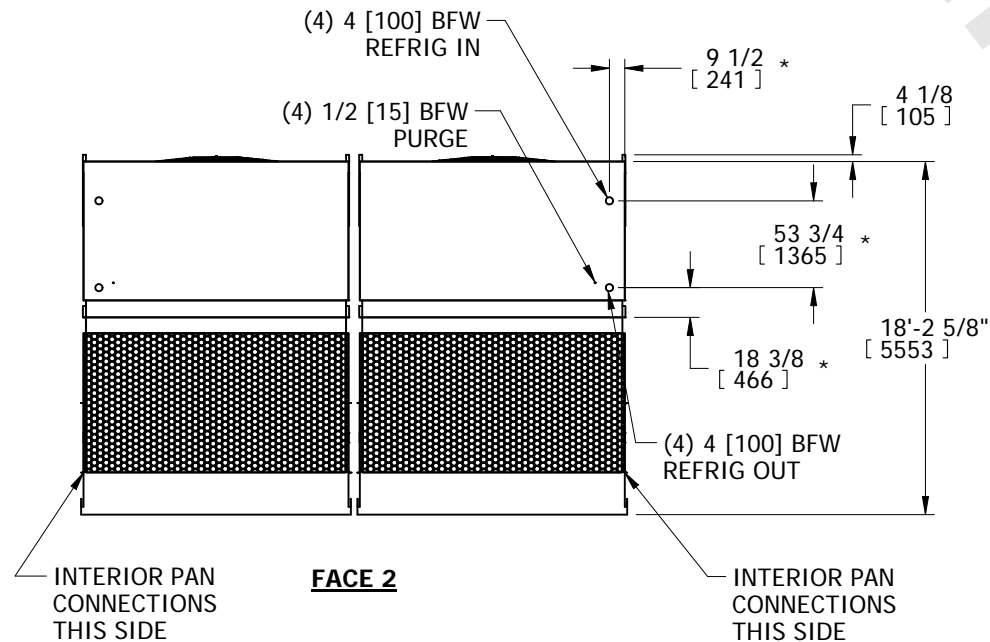
- (M)- FAN MOTOR LOCATION
- HEAVIEST SECTION IS UPPER SECTION
- MPT DENOTES MALE PIPE THREAD  
FPT DENOTES FEMALE PIPE THREAD  
BFW DENOTES BEVELED FOR WELDING  
GVD DENOTES GROOVED
- +UNIT WEIGHT DOES NOT INCLUDE ACCESSORIES (SEE ACCESSORY DRAWINGS)
- MAKE-UP WATER PRESSURE  
20 psi MIN [137 kPa], 50 psi MAX [344 kPa]
- 3/4" DIA. MOUNTING HOLES. REFER TO RECOMMENDED STEEL SUPPORT DRAWING.
- \*- APPROXIMATE DIMENSIONS DO NOT USE FOR PRE-FABRICATION OF CONNECTION PIPING.
- DIMENSIONS LISTED AS FOLLOWS: ENGLISH IN [METRIC] [mm]

**FACE 2  
PLAN VIEW**

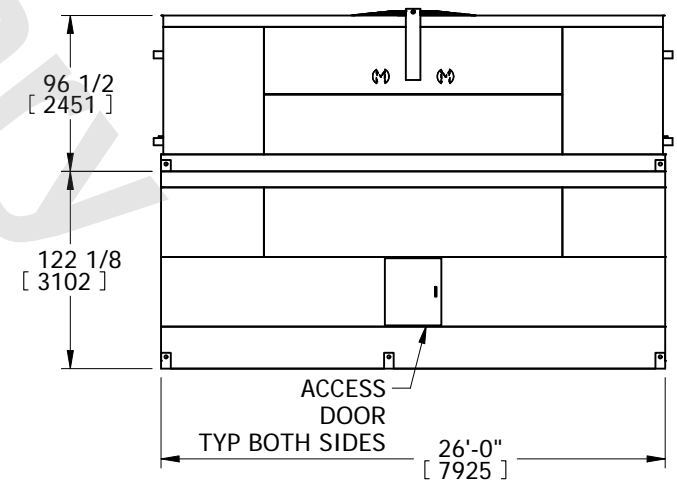


**FACE 1**

INTERIOR PAN CONNECTIONS THIS SIDE



**FACE 2**



**FACE 1**

SHIPPING WEIGHT	78900 lbs+ [35790] kg+	OPERATING WEIGHT	121020 lbs+ [54895] kg+	HEAVIEST SECTION WEIGHT	27950 lbs+ [12680] kg+	NO. OF SHIPPING SECTIONS	4	DRAWN BY:	TLS
-----------------	------------------------	------------------	-------------------------	-------------------------	------------------------	--------------------------	---	-----------	-----