

# EVAPCO, INC.

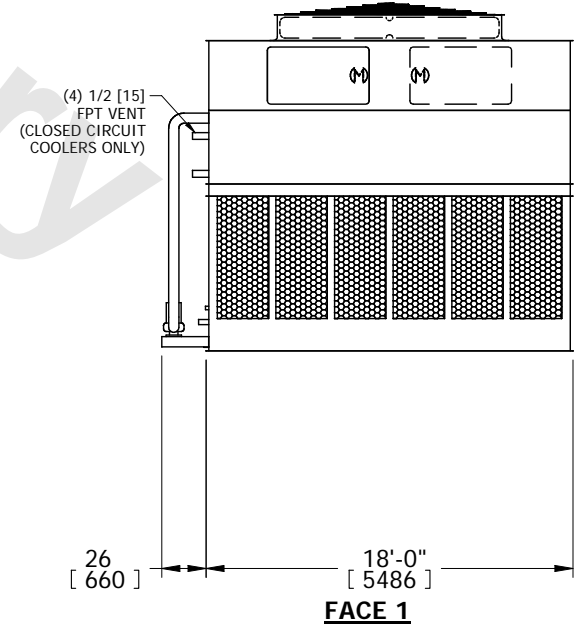
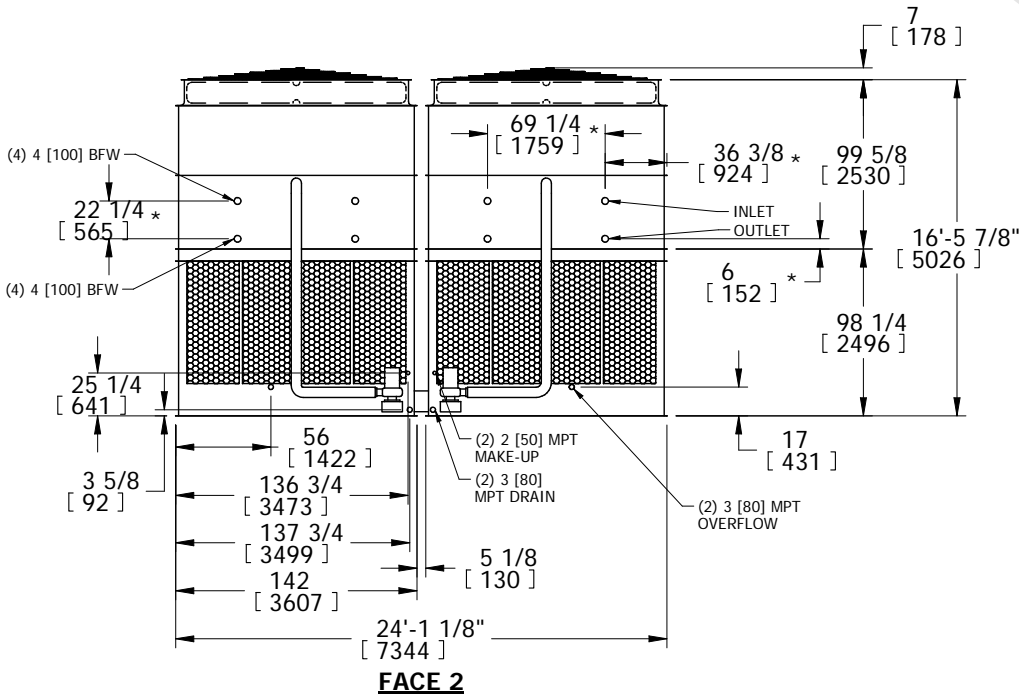
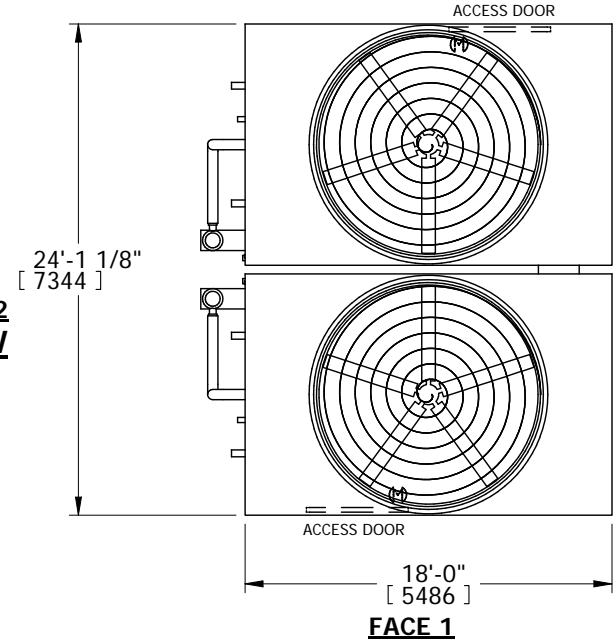


|                          |                          |                 |                           |           |                  |          |
|--------------------------|--------------------------|-----------------|---------------------------|-----------|------------------|----------|
| UNIT<br><b>CONDENSER</b> | MODEL #<br>eco-ATC-1250A | SCALE<br>N.T.S. | DWG. #<br>EG241806-DRA-ST | REV.<br>- | DATE<br>5/3/2026 | SERIAL # |
|--------------------------|--------------------------|-----------------|---------------------------|-----------|------------------|----------|

- NOTES:
- (M)- FAN MOTOR LOCATION
  - HEAVIEST SECTION IS UPPER SECTION
  - MPT DENOTES MALE PIPE THREAD  
FPT DENOTES FEMALE PIPE THREAD  
BFW DENOTES BEVELED FOR WELDING
  - +UNIT WEIGHT DOES NOT INCLUDE ACCESSORIES (SEE ACCESSORY DRAWINGS)
  - MAKE-UP WATER PRESSURE  
20 psi MIN [137 kPa], 50 psi MAX [344 kPa]
  - \* -APPROXIMATE DIMENSIONS DO NOT USE FOR PRE-FABRICATION OF CONNECTING PIPING
  - VENT PROVIDED ON CLOSED CIRCUIT COOLERS ONLY

Preliminary

**FACE 2  
PLAN VIEW**



|  |   |   |                                      |
|--|---|---|--------------------------------------|
| SHIPPING WEIGHT<br><b>48600 lbs+ [22045] kg+</b> | OPERATING WEIGHT<br><b>68520 lbs+ [31085] kg+</b> | HEAVIEST SECTION WEIGHT<br><b>20380 lbs+ [9245] kg+</b> | NO. OF SHIPPING SECTIONS<br><b>4</b> |
|--|---|---|--------------------------------------|