

UNIT	CLOSED CIRCUIT COOLER
MODEL #	ESW4 14-24M22-LP
SCALE	NTS

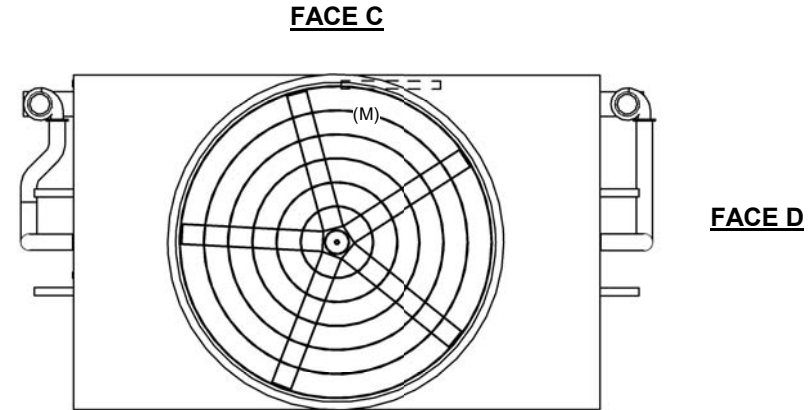
EVAPCO, INC.

DWG. #	WX414222408-DRB-ST	REV	-
SERIAL #		DATE:	4/22/2026

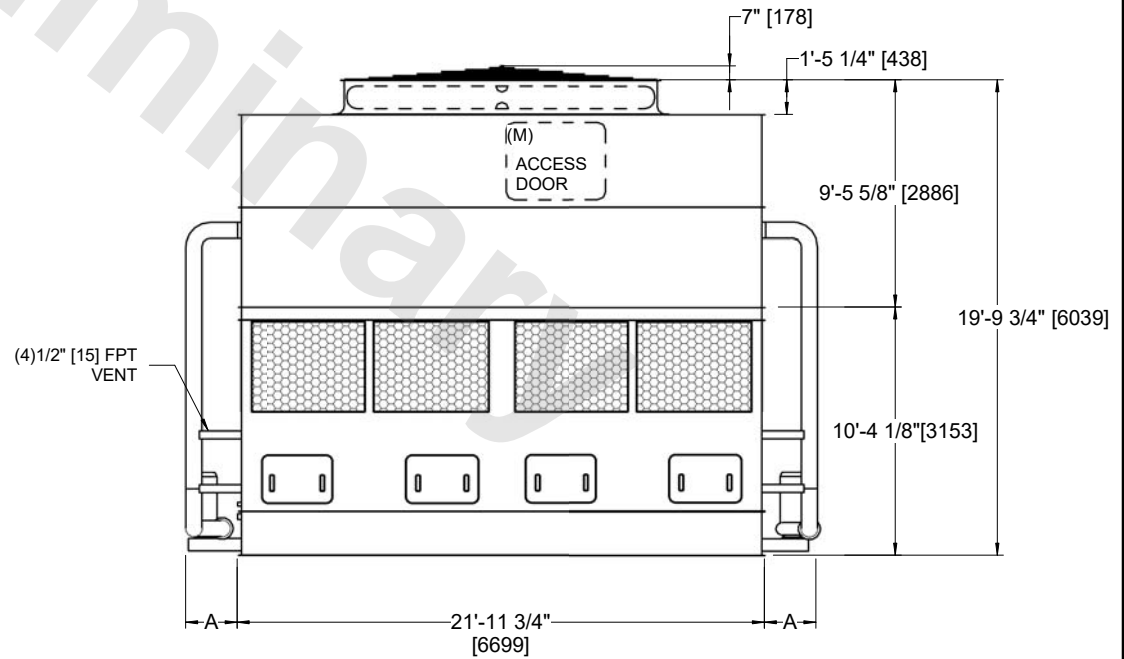
NOTES:

- (M)- FAN MOTOR LOCATION
- HEAVIEST SECTION IS COIL SECTION
- MPT DENOTES MALE PIPE THREAD
FPT DENOTES FEMALE PIPE THREAD
BFW DENOTES BEVELED FOR WELDING
GVD DENOTES GROOVED
FLG DENOTES FLANGE
- +UNIT WEIGHT DOES NOT INCLUDE ACCESSORIES (SEE ACCESSORY DRAWINGS)
- 3/4" [19MM] DIA. MOUNTING HOLES. REFER TO RECOMMENDED STEEL SUPPORT DRAWING
- MAKE-UP WATER PRESSURE
20 psi MIN [137 kPa], 50 psi MAX [344 kPa]
- DIMENSIONS LISTED AS FOLLOWS:
ENGLISH FT-IN
[METRIC] [mm]
- * - APPROXIMATE DIMENSIONS DO NOT USE FOR PRE-FABRICATION OF CONNECTING PIPING

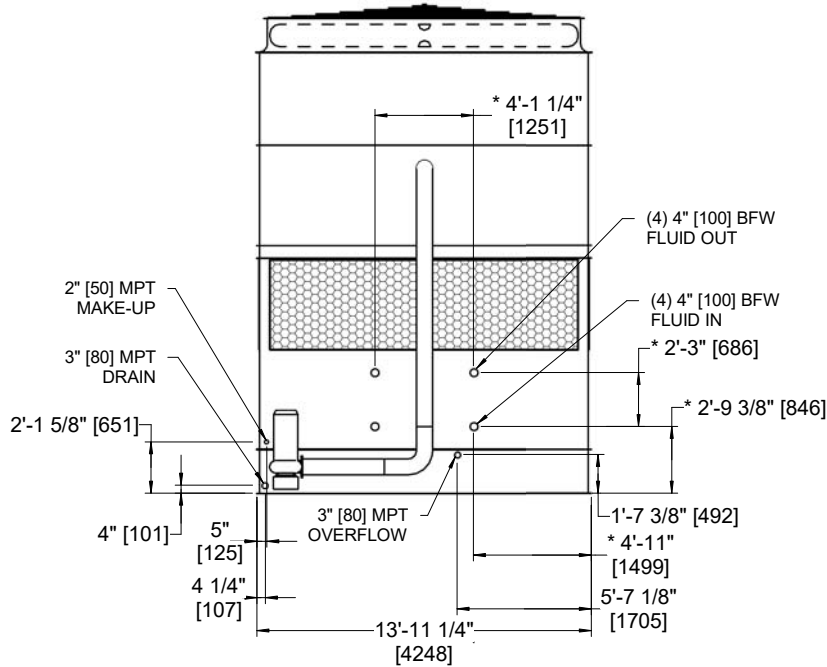
**FACE B
PLAN VIEW**



FACE A



FACE A



FACE B

MODEL NUMBER	DIMENSION A
ESW4 14-24*22-LP	2'-1 3/4"
ESW4 14-24*22-AP	2'-7 1/4"

SHIPPING WEIGHT	38040 lbs+ [17255] kg+	OPERATING WEIGHT	57280 lbs+ [25985] kg+	HEAVIEST SECTION WEIGHT	26890 lbs+ [12200] kg+	NO. OF SHIPPING SECTIONS	2	DRAWN BY:	JLG
-----------------	------------------------	------------------	------------------------	-------------------------	------------------------	--------------------------	---	-----------	-----