

UNIT	CLOSED CIRCUIT COOLER
MODEL #	ESW4 12-46M12-SF
SCALE	NTS

EVAPCO, INC.

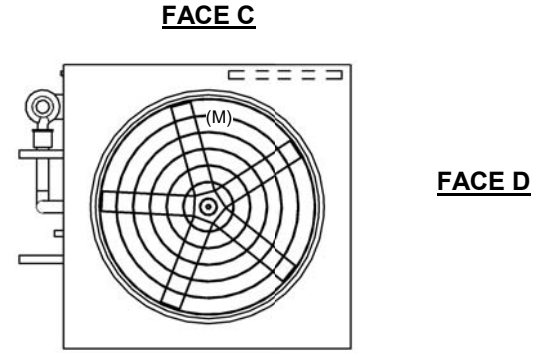


DWG. #	WX412124812F-DRA-ST	REV	-
SERIAL #		DATE:	7/10/2026

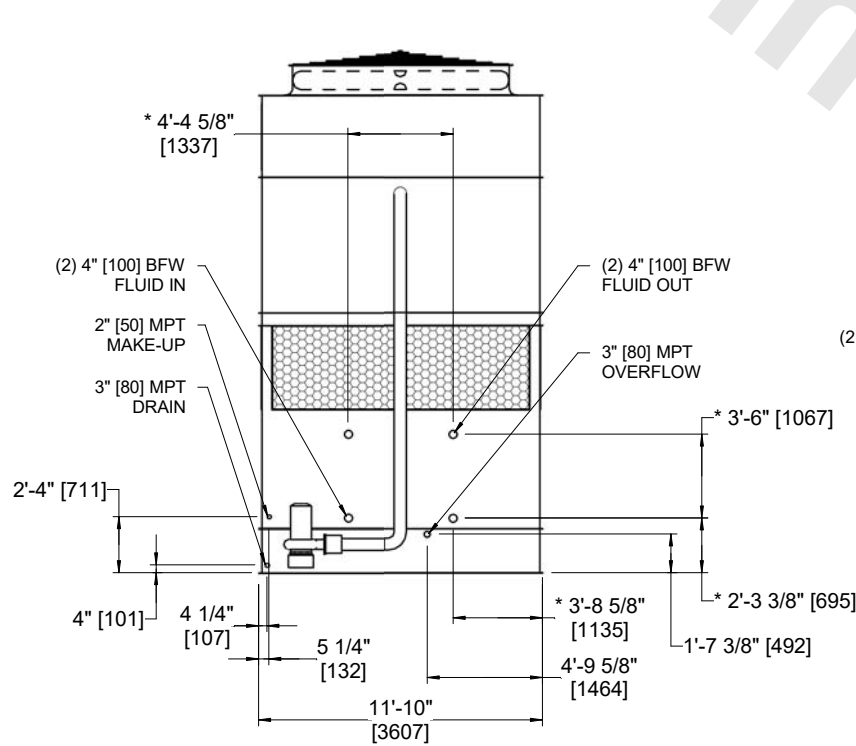
NOTES:

- (M)- FAN MOTOR LOCATION
- HEAVIEST SECTION IS COIL SECTION
- MPT DENOTES MALE PIPE THREAD
FPT DENOTES FEMALE PIPE THREAD
BFW DENOTES BEVELED FOR WELDING
GVD DENOTES GROOVED
FLG DENOTES FLANGE
- +UNIT WEIGHT DOES NOT INCLUDE ACCESSORIES (SEE ACCESSORY DRAWINGS)
- 3/4" [19MM] DIA. MOUNTING HOLES. REFER TO RECOMMENDED STEEL SUPPORT DRAWING
- MAKE-UP WATER PRESSURE
20 psi MIN [137 kPa], 50 psi MAX [344 kPa]
- DIMENSIONS LISTED AS FOLLOWS:
ENGLISH FT-IN
[METRIC] [mm]
- * - APPROXIMATE DIMENSIONS DO NOT USE FOR PRE-FABRICATION OF CONNECTING PIPING

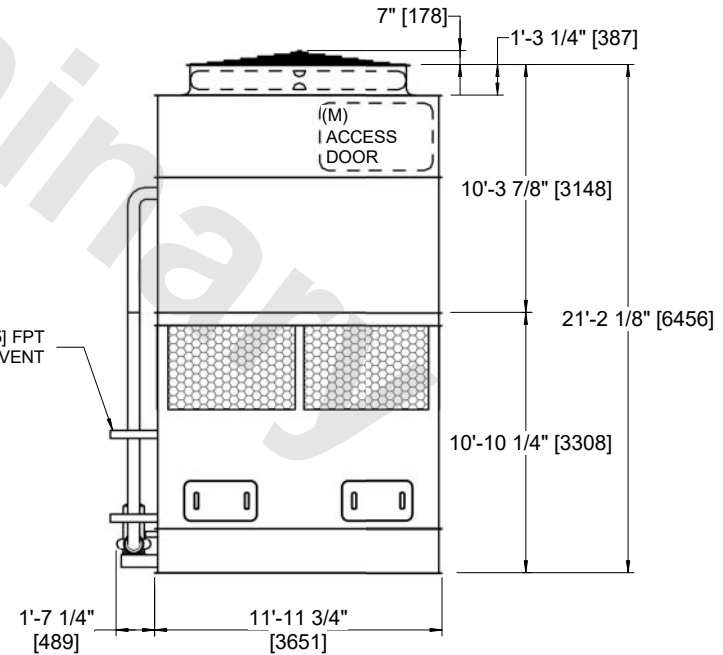
**FACE B
PLAN VIEW**



FACE A



FACE B



FACE A

SHIPPING WEIGHT	24620 lbs+ [11170] kg+	OPERATING WEIGHT	35570 lbs+ [16135] kg+	HEAVIEST SECTION WEIGHT	18400 lbs+ [8350] kg+	NO. OF SHIPPING SECTIONS	2	DRAWN BY:	AWT
-----------------	------------------------	------------------	------------------------	-------------------------	-----------------------	--------------------------	---	-----------	-----