

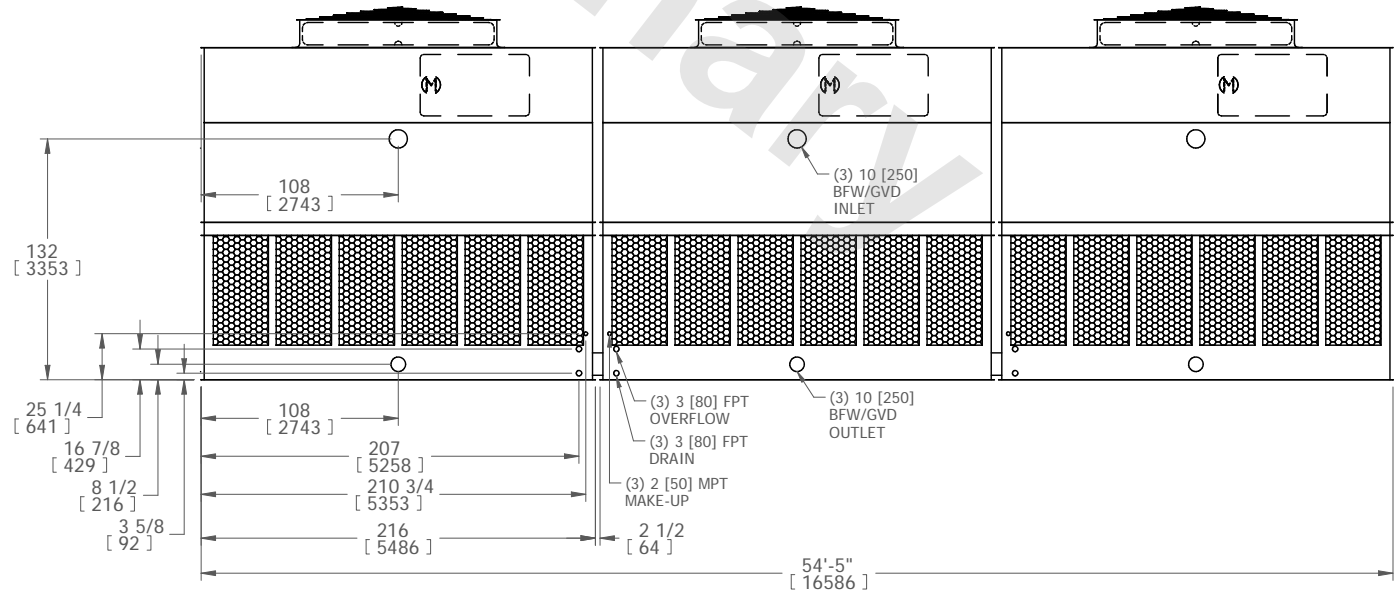
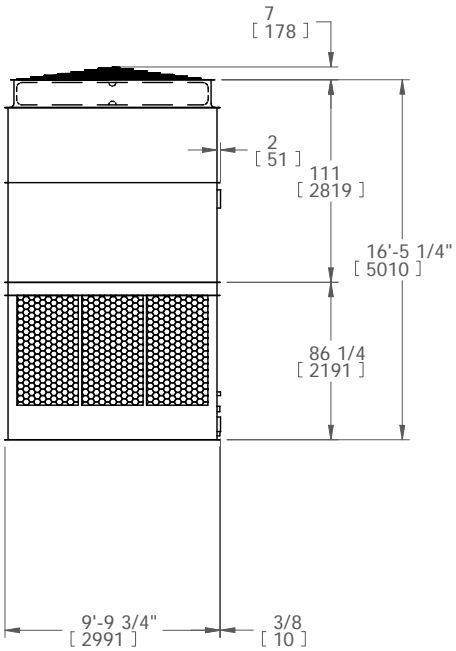
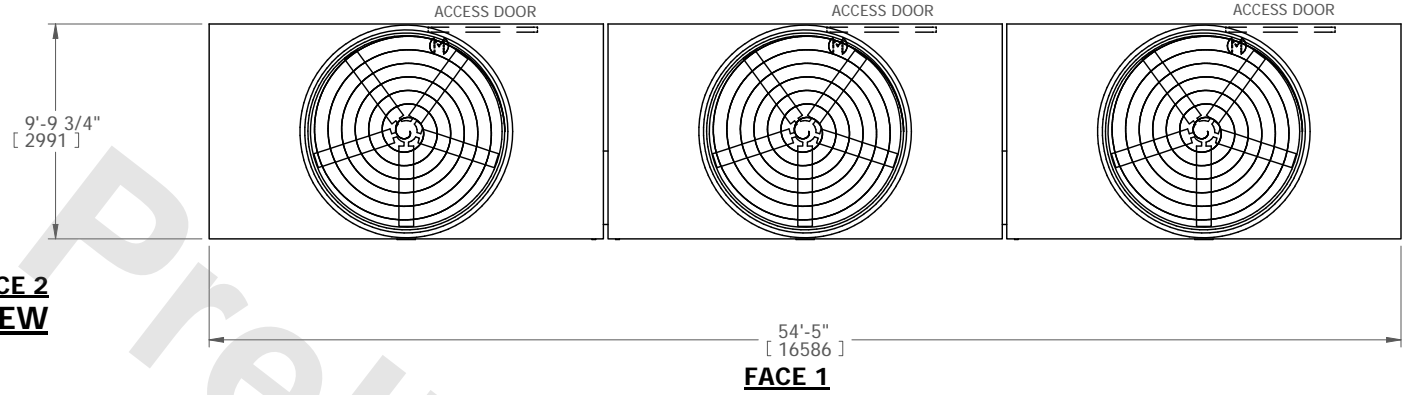
# EVAPCO, INC.



UNIT <b>COOLING TOWER</b>	MODEL # <b>AT 310-3J54</b>	SCALE <b>N.T.S.</b>	DWG. # <b>T3TM5436-DRC-ST</b>	REV. <b>-</b>	DATE <b>7/2/2026</b>	SERIAL #
------------------------------	-------------------------------	------------------------	----------------------------------	------------------	-------------------------	----------

- NOTES:
- (M)- FAN MOTOR LOCATION
  - HEAVIEST SECTION IS UPPER SECTION
  - MPT DENOTES MALE PIPE THREAD  
FPT DENOTES FEMALE PIPE THREAD  
BFW DENOTES BEVELED FOR WELDING
  - +UNIT WEIGHT DOES NOT INCLUDE ACCESSORIES (SEE ACCESSORY DRAWINGS)
  - MAKE-UP WATER PRESSURE  
20 psi MIN [137 kPa], 50 psi MAX [344 kPa]

**FACE 2  
PLAN VIEW**



SHIPPING WEIGHT <b>30540 lbs+ [13853] kg+</b>	OPERATING WEIGHT <b>55760 lbs+ [25292] kg+</b>	HEAVIEST SECTION WEIGHT <b>6850 lbs+ [3107] kg+</b>	NO. OF SHIPPING SECTIONS <b>6</b>
--	---	--	--------------------------------------