

UNIT	COOLING TOWER	
MODEL #	AT 312-3M36	SCALE NTS

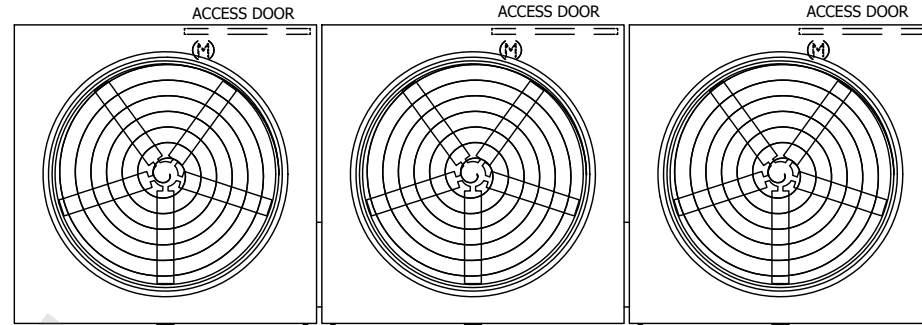
# EVAPCO, INC.

DWG. #	T3123C36-DRF-ST	REV.	-
SERIAL #		DATE	8/31/2025

- NOTES:**
- (M)- FAN MOTOR LOCATION
  - HEAVIEST SECTION IS UPPER SECTION
  - MPT DENOTES MALE PIPE THREAD  
FPT DENOTES FEMALE PIPE THREAD  
BFW DENOTES BEVELED FOR WELDING  
GVD DENOTES GROOVED  
FLG DENOTES FLANGE
  - +UNIT WEIGHT DOES NOT INCLUDE ACCESSORIES (SEE ACCESSORY DRAWINGS)
  - MAKE-UP WATER PRESSURE  
20 psi MIN [137 kPa], 50 psi MAX [344 kPa]
  - 3/4" [19MM] DIA. MOUNTING HOLES. REFER TO RECOMENDED STEEL SUPPORT DRAWING.
  - DIMENSIONS LISTED AS FOLLOWS:  
ENGLISH FT-IN  
[METRIC] mm

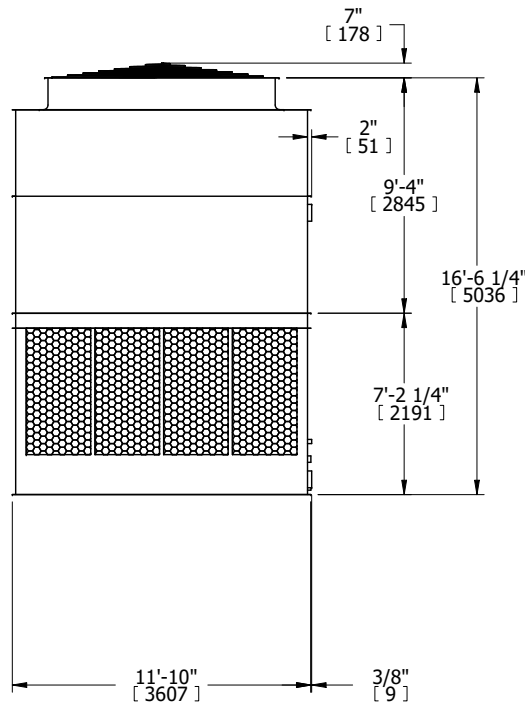
**FACE B  
PLAN VIEW**

**FACE C**

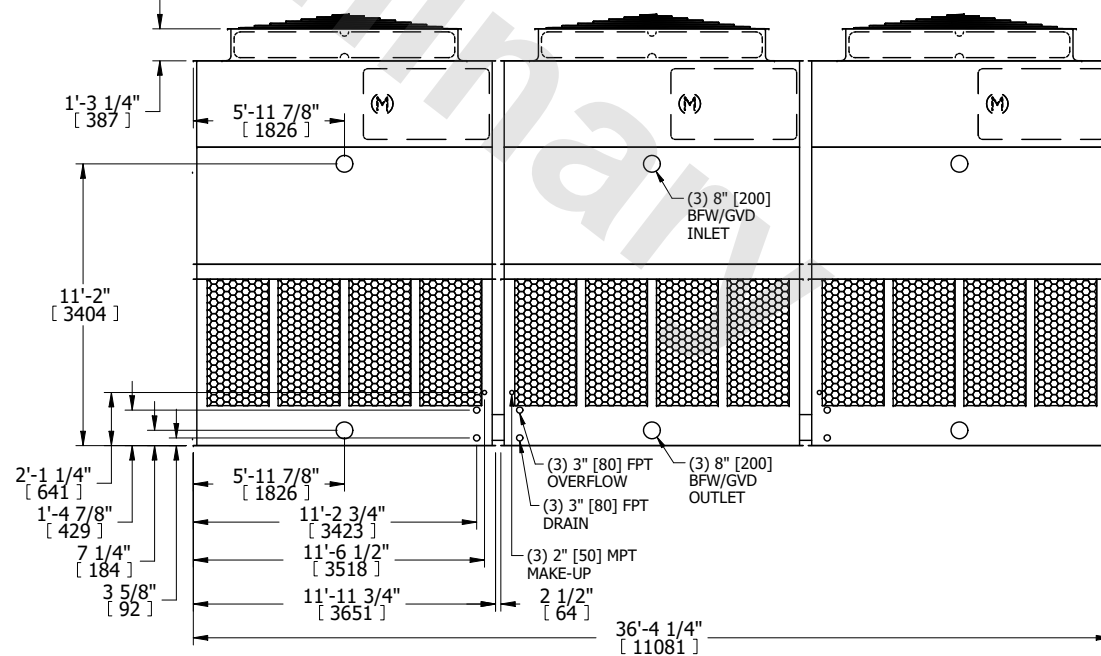


**FACE D**

**FACE A**



**FACE B**



**FACE A**

SHIPPING WEIGHT	25260 lbs+ [11460] kg+	OPERATING WEIGHT	43890 lbs+ [19910] kg+	HEAVIEST SECTION WEIGHT	5740 lbs+ [2605] kg+	NO. OF SHIPPING SECTIONS	6	DRAWN BY:	BLL
-----------------	------------------------	------------------	------------------------	-------------------------	----------------------	--------------------------	---	-----------	-----