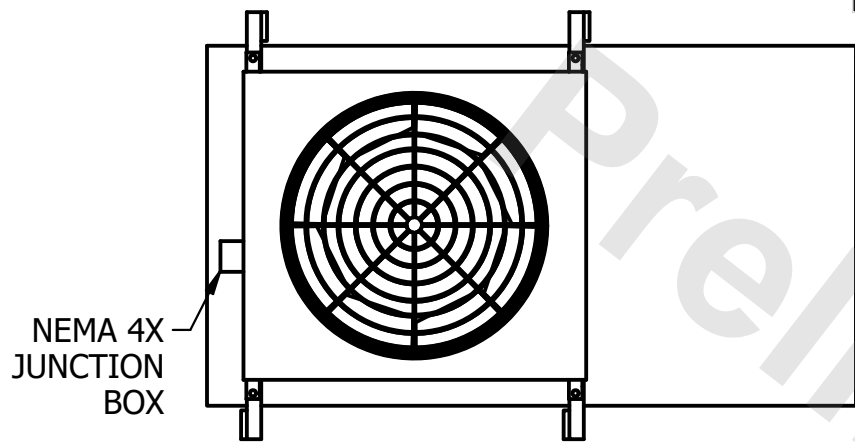


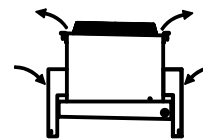
CONFIDENTIAL

This document is the property of Evapco, Inc. It should not be copied or disclosed without prior written authorization.

CUSTOMER	MODEL #	U-SSTWE1-9R66F0075F1LA	SCALE	N.T.S.	DWG. #	USSTW1-SE-6L	REV.	0	DATE	7/4/2025
----------	---------	------------------------	-------	--------	--------	--------------	------	---	------	----------

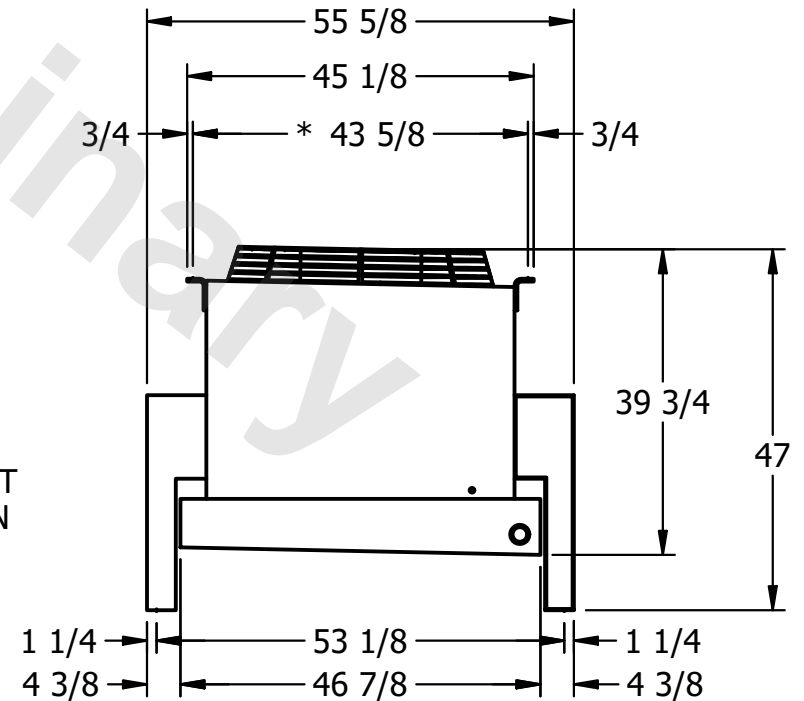
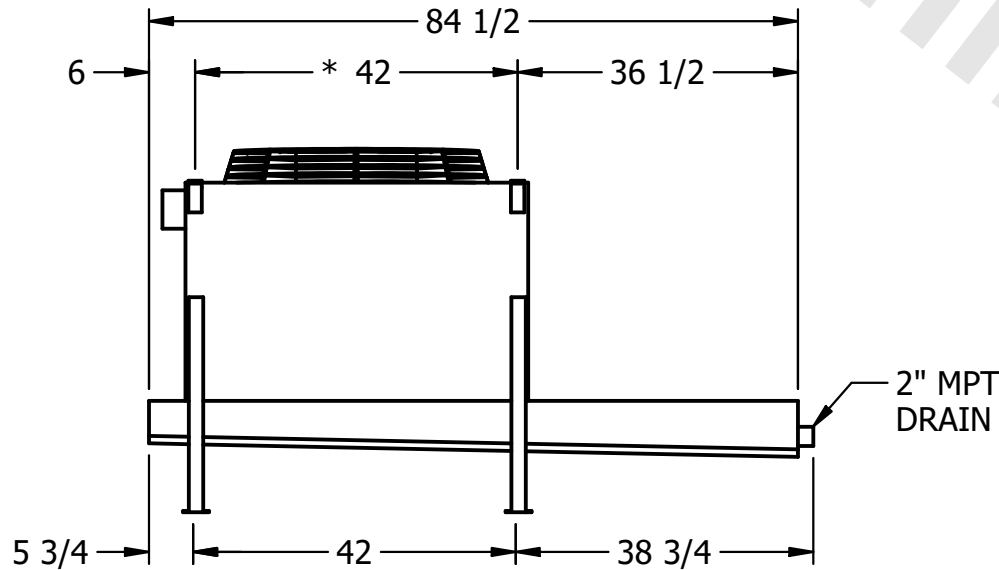


AIR FLOW DIAGRAM



NOTES:

- 1) * = HANGER HOLE LOCATION.
- 2) HANGER HOLES ARE FOR 3/4 INCH THREADED ROD.
- 3) ALL DIMENSIONS ARE FOR REFERENCE AND SHOULD NOT BE USED FOR PREFABRICATION OF PIPING OR SUPPORTS.



PROJECT	ROOM	SHIPPING WEIGHT	600 lbs+ [275] kg+	OPERATING WEIGHT	680 lbs+ [310] kg+
---------	------	-----------------	--------------------	------------------	--------------------