

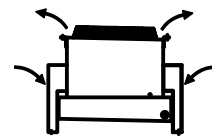
**CONFIDENTIAL**

This document is the property of Evapco, Inc. It should not be copied or disclosed without prior written authorization.

|          |                                 |              |                     |        |                |
|----------|---------------------------------|--------------|---------------------|--------|----------------|
| CUSTOMER | MODEL # U-SSTWE4-37R44F0075F3LA | SCALE N.T.S. | DWG. # USSTW4-SE-4L | REV. 0 | DATE 5/16/2026 |
|----------|---------------------------------|--------------|---------------------|--------|----------------|

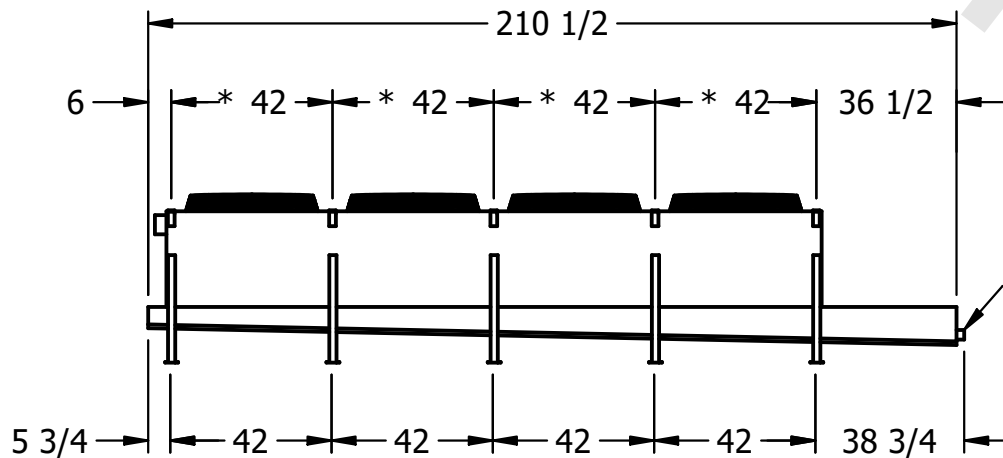



AIR FLOW DIAGRAM

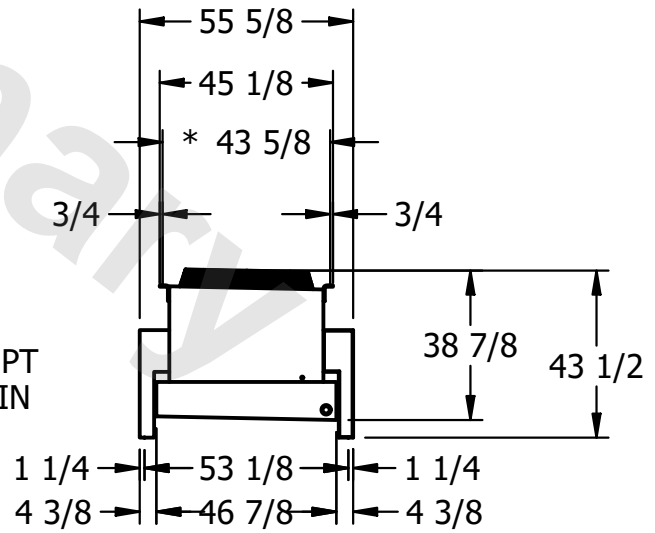


**NOTES:**

- 1) \* = HANGER HOLE LOCATION.
- 2) HANGER HOLES ARE FOR 3/4 INCH THREADED ROD.
- 3) ALL DIMENSIONS ARE FOR REFERENCE AND SHOULD NOT BE USED FOR PREFABRICATION OF PIPING OR SUPPORTS.



2" MPT DRAIN



|         |      |                                     |                                      |
|---------|------|-------------------------------------|--------------------------------------|
| PROJECT | ROOM | SHIPPING WEIGHT 1610 lbs+ [735] kg+ | OPERATING WEIGHT 1790 lbs+ [815] kg+ |
|---------|------|-------------------------------------|--------------------------------------|