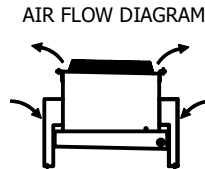
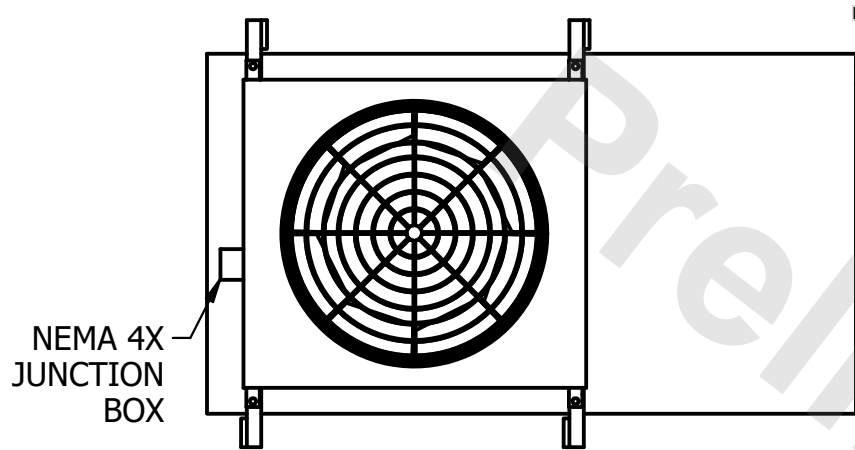


CONFIDENTIAL

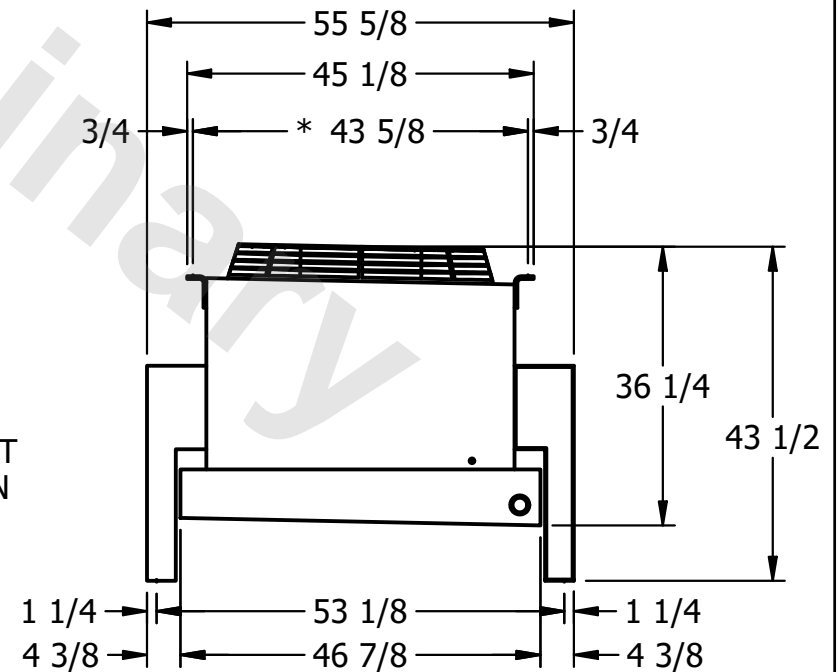
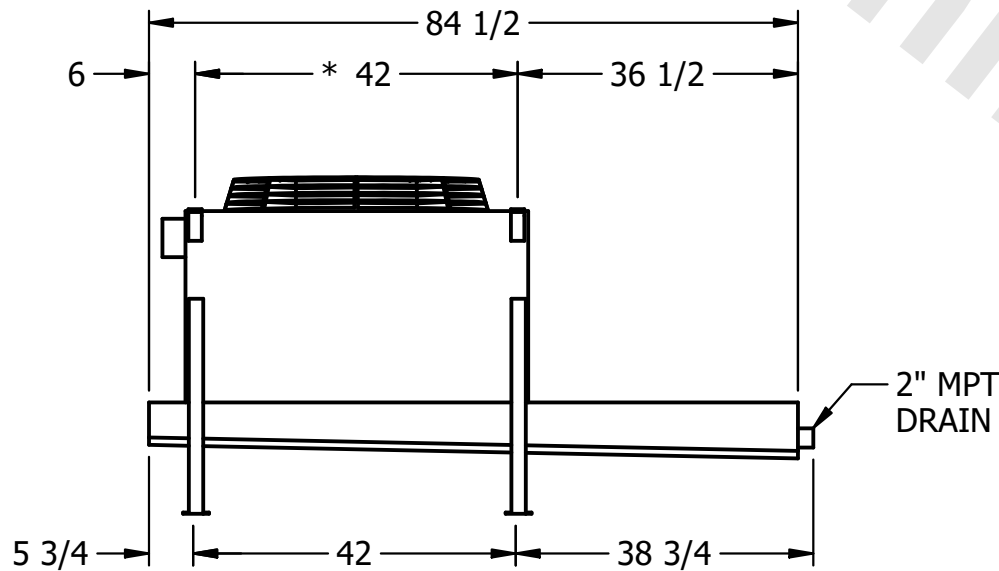
This document is the property of Evapco, Inc. It should not be copied or disclosed without prior written authorization.

| | | | | | |
|----------|------------------------|--------|--------------|------|-----------|
| CUSTOMER | MODEL # | SCALE | DWG. # | REV. | DATE |
| | U-SSTWE1-9R44H0075F3LA | N.T.S. | USSTW1-SE-4L | 0 | 8/23/2025 |



NOTES:

- 1) * = HANGER HOLE LOCATION.
- 2) HANGER HOLES ARE FOR 3/4 INCH THREADED ROD.
- 3) ALL DIMENSIONS ARE FOR REFERENCE AND SHOULD NOT BE USED FOR PREFABRICATION OF PIPING OR SUPPORTS.



| | | | |
|---------|------|--------------------|--------------------|
| PROJECT | ROOM | SHIPPING WEIGHT | OPERATING WEIGHT |
| | | 560 lbs+ [255] kg+ | 600 lbs+ [275] kg+ |