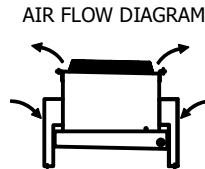


CONFIDENTIAL

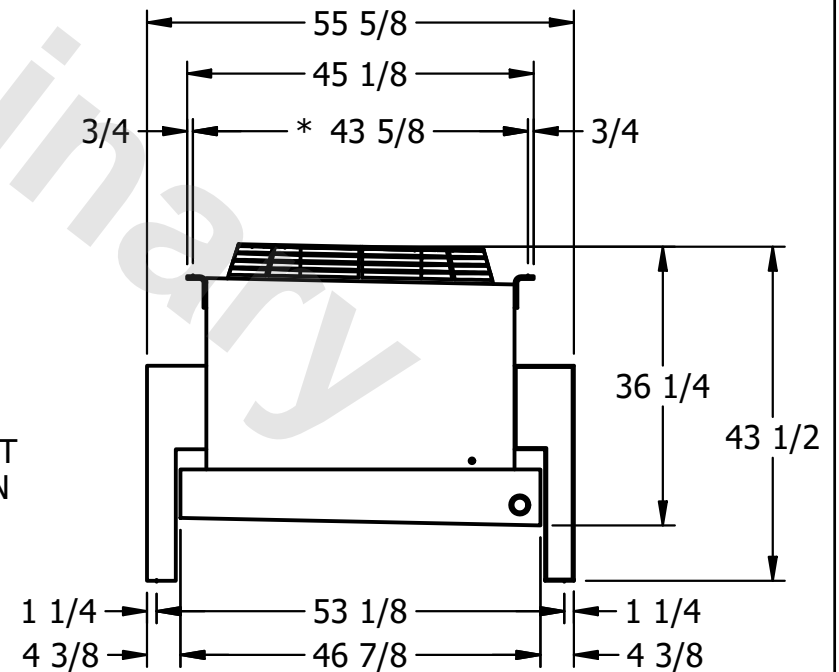
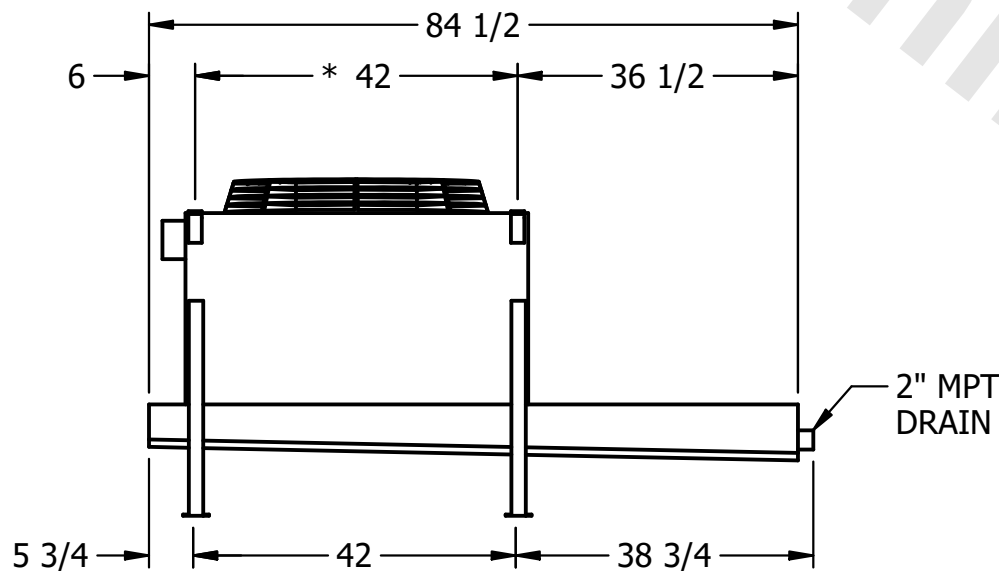
This document is the property of Evapco, Inc. It should not be copied or disclosed without prior written authorization.

| | | | | | | | | | | |
|----------|---------|------------------------|-------|--------|--------|--------------|------|---|------|-----------|
| CUSTOMER | MODEL # | U-SSTWE1-9R46H0100F1KA | SCALE | N.T.S. | DWG. # | USSTW1-SE-4L | REV. | 0 | DATE | 8/23/2025 |
|----------|---------|------------------------|-------|--------|--------|--------------|------|---|------|-----------|



NOTES:

- 1) * = HANGER HOLE LOCATION.
- 2) HANGER HOLES ARE FOR 3/4 INCH THREADED ROD.
- 3) ALL DIMENSIONS ARE FOR REFERENCE AND SHOULD NOT BE USED FOR PREFABRICATION OF PIPING OR SUPPORTS.



| | | | | | |
|---------|------|-----------------|--------------------|------------------|--------------------|
| PROJECT | ROOM | SHIPPING WEIGHT | 620 lbs+ [285] kg+ | OPERATING WEIGHT | 670 lbs+ [305] kg+ |
|---------|------|-----------------|--------------------|------------------|--------------------|