

This document is the property of Evapco, Inc. It should not be copied or disclosed without prior written authorization.

CUSTOMER

MODEL #

U-SSTWE2-19R66H0075F3KA

SCALE

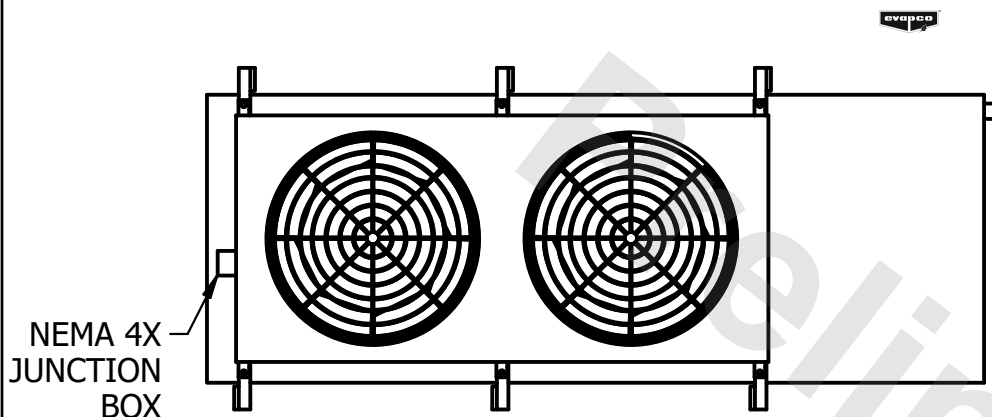
N.T.S.

DWG. #

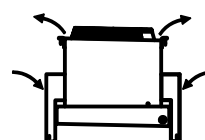
USSTW2-SE-6L

REV. 0

DATE	8/26/2025
------	-----------

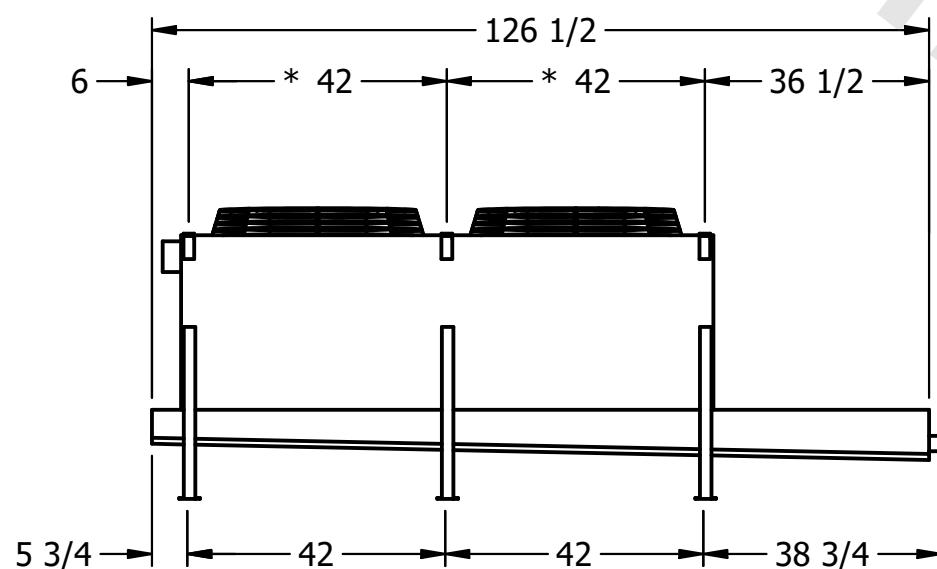


AIR FLOW DIAGRAM

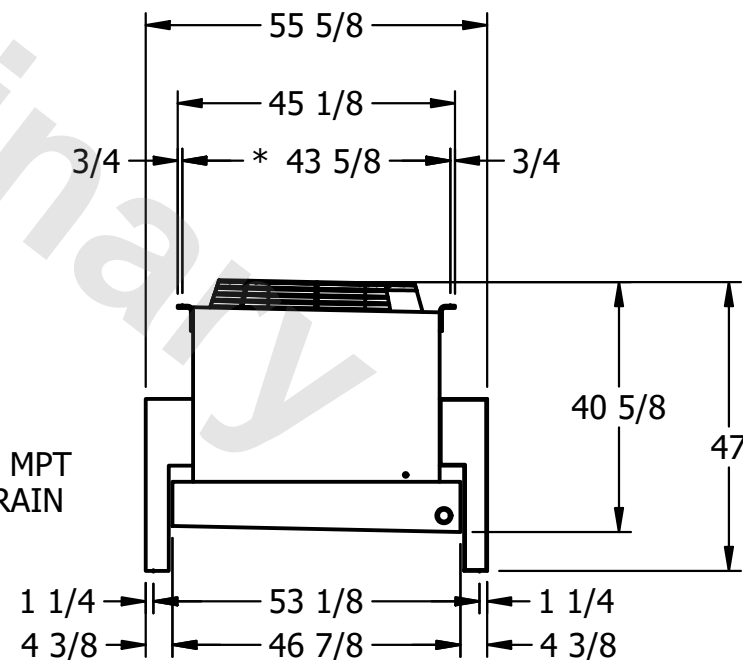


NOTES:

- 1) * = HANGER HOLE LOCATION.
2) HANGER HOLES ARE FOR 3/4 INCH THREADED ROD.
3) ALL DIMENSIONS ARE FOR REFERENCE AND SHOULD NOT BE USED FOR PREFABRICATION OF PIPING OR SUPPORTS.



- 2" MPT
DRAIN



PROJECT

ROOM

SHIPPING
WEIGHT

1300 lbs+ [590] kg+

OPERATING WEIGHT	10000
------------------	-------

1470 lbs+ [670] kg+