

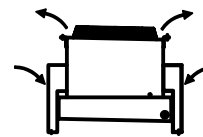
CONFIDENTIAL

This document is the property of Evapco, Inc. It should not be copied or disclosed without prior written authorization.

| | | | | | |
|----------|---------------------------------|--------------|---------------------|--------|---------------|
| CUSTOMER | MODEL # U-SSTWE4-37R44H0075F3KA | SCALE N.T.S. | DWG. # USSTW4-SE-4L | REV. 0 | DATE 7/9/2025 |
|----------|---------------------------------|--------------|---------------------|--------|---------------|

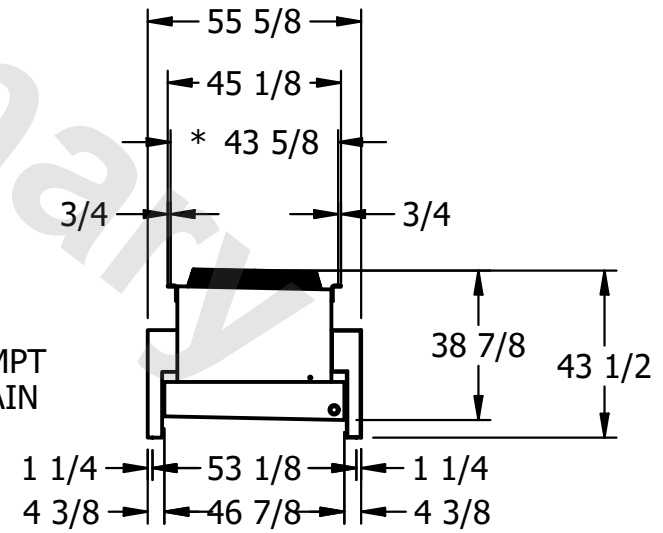
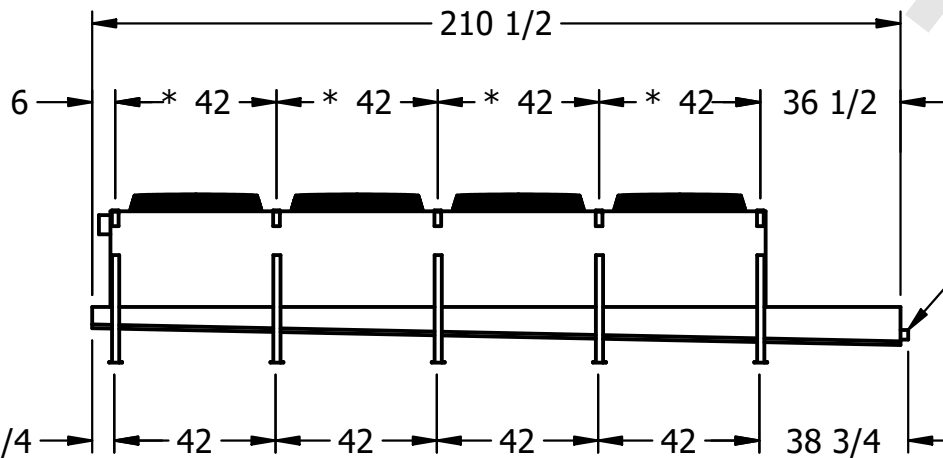



AIR FLOW DIAGRAM



NOTES:

- 1) * = HANGER HOLE LOCATION.
- 2) HANGER HOLES ARE FOR 3/4 INCH THREADED ROD.
- 3) ALL DIMENSIONS ARE FOR REFERENCE AND SHOULD NOT BE USED FOR PREFABRICATION OF PIPING OR SUPPORTS.



| | | | |
|---------|------|-------------------------------------|--------------------------------------|
| PROJECT | ROOM | SHIPPING WEIGHT 1890 lbs+ [860] kg+ | OPERATING WEIGHT 2060 lbs+ [935] kg+ |
|---------|------|-------------------------------------|--------------------------------------|