

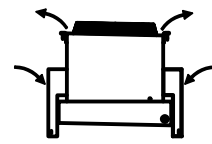
CONFIDENTIAL

This document is the property of Evapco, Inc. It should not be copied or disclosed without prior written authorization.

| | | | | | |
|----------|---------------------------------|--------------|---------------------|--------|----------------|
| CUSTOMER | MODEL # U-SSTWE4-37R63H0075F3KA | SCALE N.T.S. | DWG. # USSTW4-SE-6L | REV. 0 | DATE 5/16/2026 |
|----------|---------------------------------|--------------|---------------------|--------|----------------|

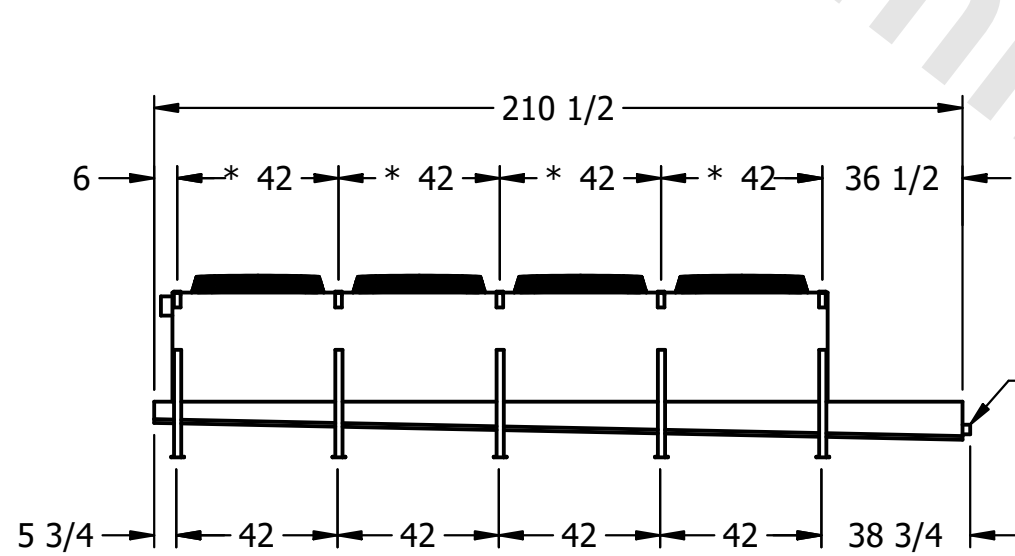



AIR FLOW DIAGRAM

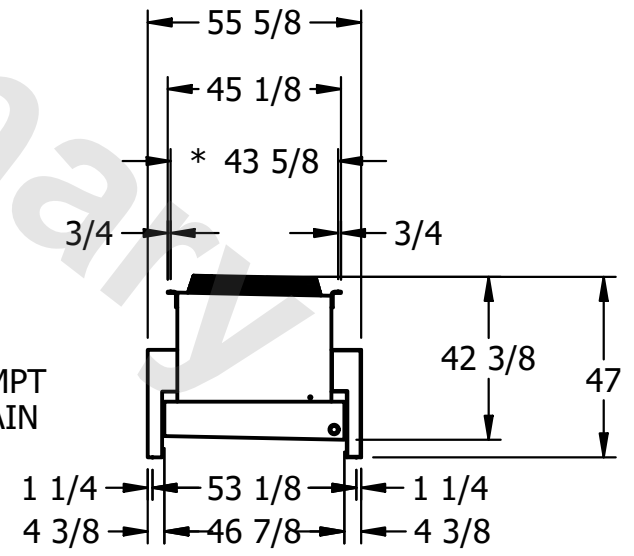


NOTES:

- 1) * = HANGER HOLE LOCATION.
- 2) HANGER HOLES ARE FOR 3/4 INCH THREADED ROD.
- 3) ALL DIMENSIONS ARE FOR REFERENCE AND SHOULD NOT BE USED FOR PREFABRICATION OF PIPING OR SUPPORTS.



2" MPT DRAIN



| | | | |
|---------|------|-------------------------------------|---------------------------------------|
| PROJECT | ROOM | SHIPPING WEIGHT 2060 lbs+ [935] kg+ | OPERATING WEIGHT 2280 lbs+ [1035] kg+ |
|---------|------|-------------------------------------|---------------------------------------|