

This document is the property of Evapco, Inc. It should not be copied or disclosed without prior written authorization.


MODEL #

SCALE

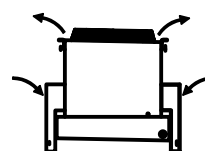
DWG. #

REV.	0
------	---

NEMA 4X  
JUNCTION  
BOX

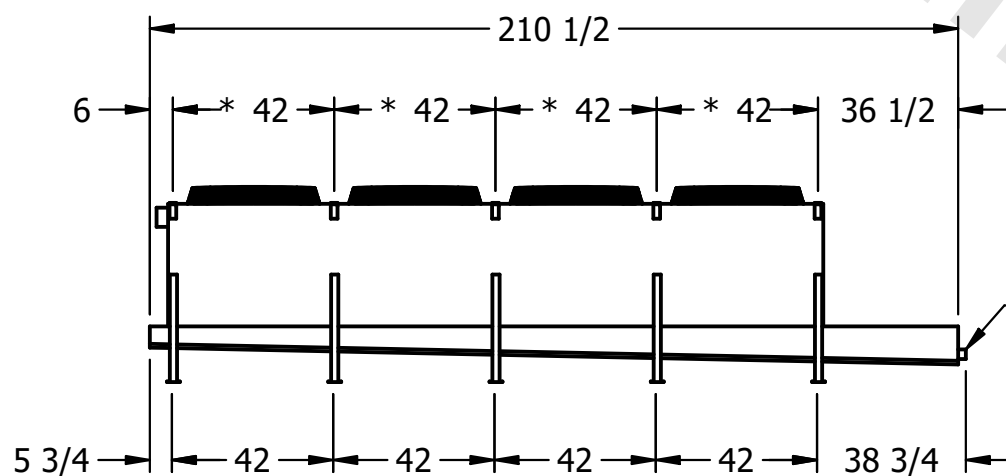


### AIR FLOW DIAGRAM

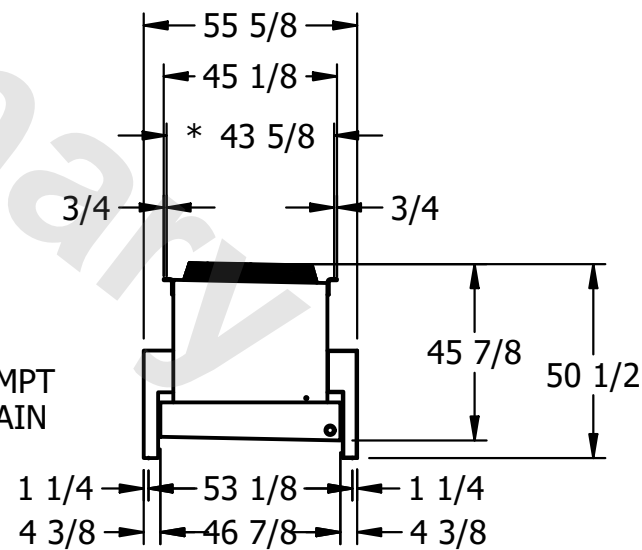


NOTES:

- 1) \* = HANGER HOLE LOCATION.  
2) HANGER HOLES ARE FOR 3/4 INCH THREADED ROD.  
3) ALL DIMENSIONS ARE FOR REFERENCE AND SHOULD NOT BE USED FOR PREFABRICATION OF PIPING OR SUPPORTS.



- 2" MPT  
DRAIN



ROOM

SHIPPING  
WEIGHT

OPERATING WEIGHT	10000
------------------	-------

2180 lbs+ [990] kg+