

This document is the property of Evapco, Inc. It should not be copied or disclosed without prior written authorization.

MODEL #

SCALE

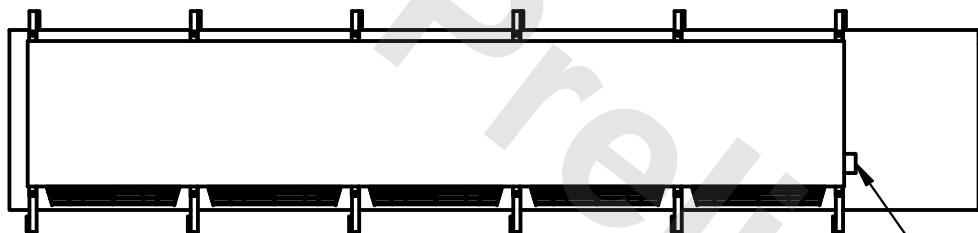
DWG. #

REV. 0

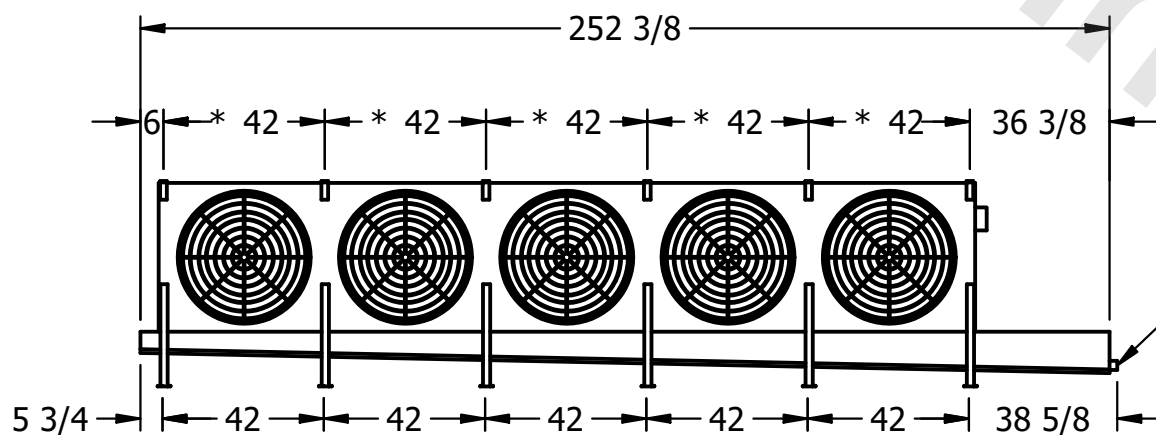
DATE	6/22/2025
------	-----------



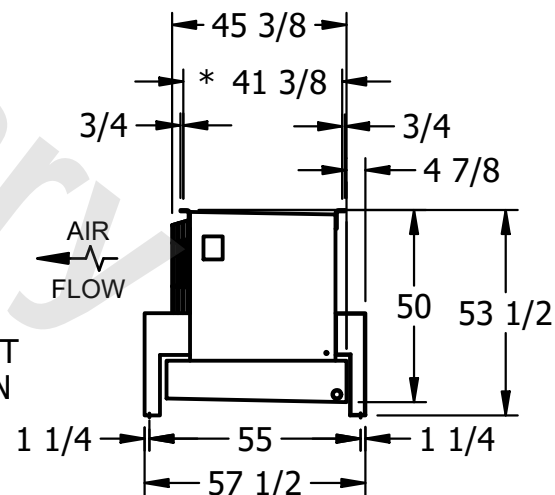
4) ALL DIMENSIONS ARE FOR REFERENCE AND SHOULD NOT BE USED FOR PREFABRICATION OF PIPING OR SUPPORTS.



- NEMA 4X JUNCTION BOX



– 2" MPT  
DRAIN



ROOM

SHIPPING  
WEIGHT

3850 lbs+ [1750] kg+

OPERATING WEIGHT	10,000
------------------	--------

4480 lbs+ [2035] kg+