

This document is the property of Evapco, Inc. It should not be copied or disclosed without prior written authorization.

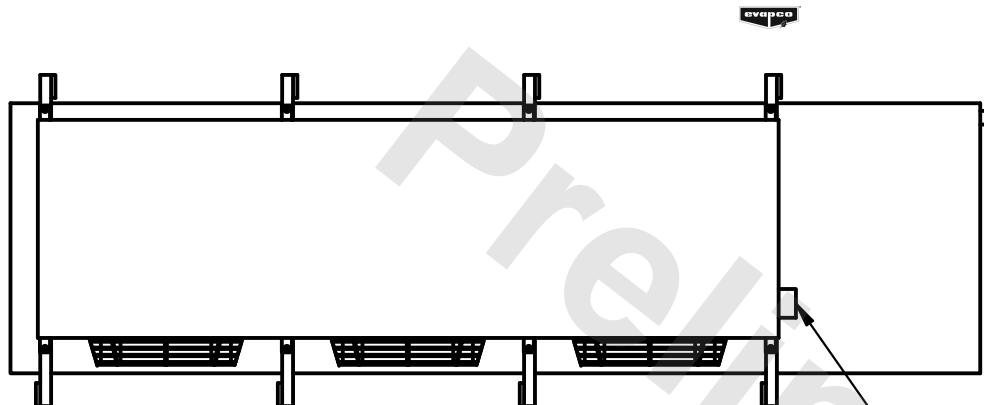
MODEL #

SCALE

DWG. #

REV. 0

DATE	6/30/2025
------	-----------



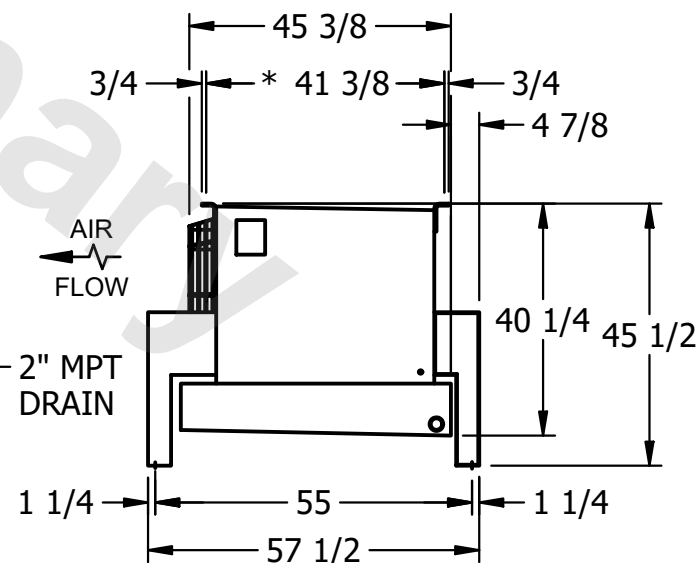
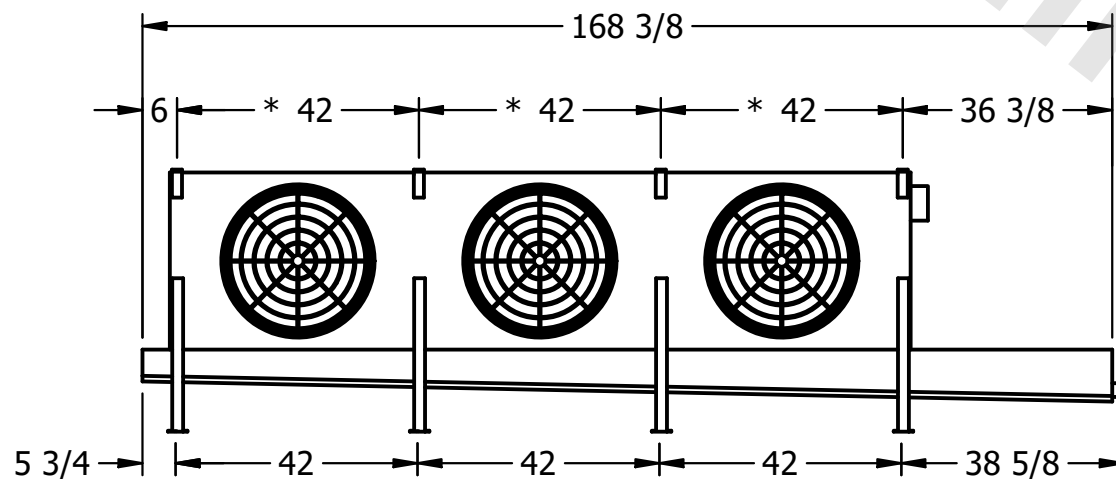
- NEMA 4X
JUNCTION BOX

1) * = HANGER HOLE LOCATION.

3) HANGER HOLES ARE FOR 3/4 I

1) ALL DIMENSIONS ARE FOR REFERENCE AND SHOULD NOT BE USED FOR PREFABRICATION OF PIPING OR SUPPORTS.

BE USED FOR PREFABRICATION OF TYPING OR SUPPORTS.



ROOM

SHIPPING
WEIGHT

1450 lbs+ [660] kg+

OPERATING WEIGHT	10000
------------------	-------

1610 lbs+ [735] kg+