

This document is the property of Evapco, Inc. It should not be copied or disclosed without prior written authorization.

MODEL #

SCALE

DWG. #

REV. 0

DATE
------

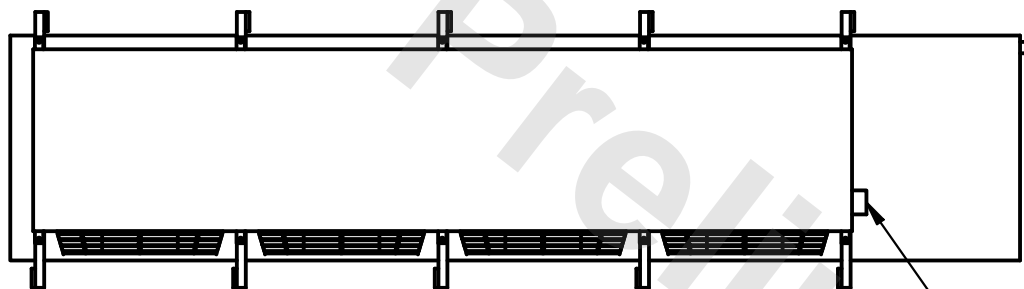


1) \* = HANGER HOLE LOCATION.

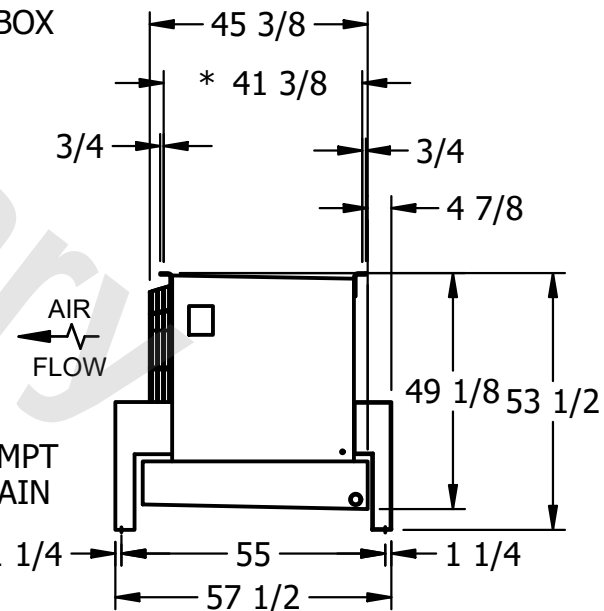
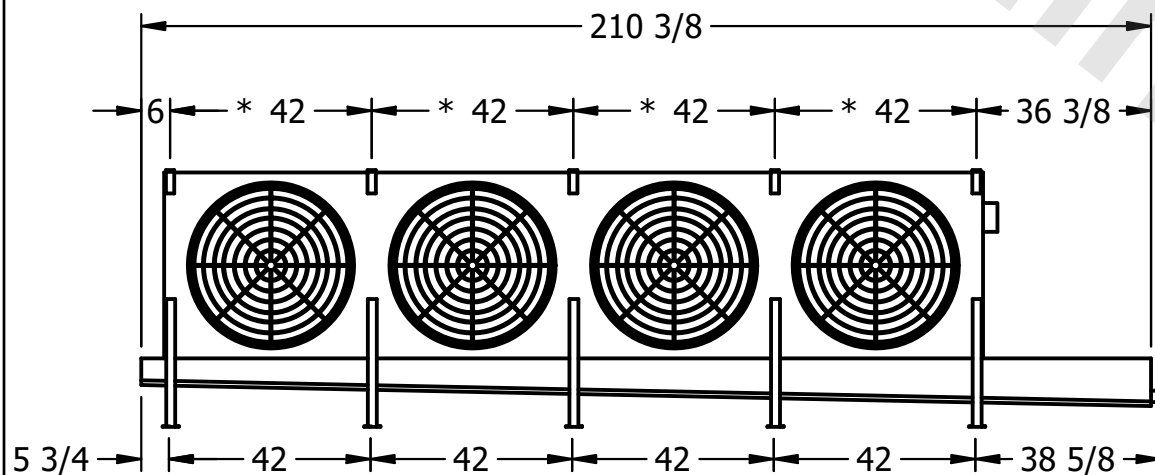
2) RIGHT HAND MODEL SHOWN.

3) HANGER HOLES ARE FOR 3/4 INCH THREADED ROD.

4) ALL DIMENSIONS ARE FOR REFERENCE AND SHOULD NOT BE USED FOR PREFABRICATION OF PIPING OR SUPPORTS.



- NEMA 4X JUNCTION BOX



ROOM

SHIPPING  
WEIGHT

1890 lbs+ [860] kg+

OPERATING WEIGHT	10000
------------------	-------

2090 lbs+ [950] kg+