| UNIT | CONDENSER | | EVAPCO, INC. | DWG. # | CEWRTM2406-DRA-ST | REV | - |
|---|---|---|---|---|---|---|---|
| MODEL # | PMRC-735 | SCALE | NTS | SERIAL # | | DATE: | 1/15/2026 |

**NOTES:**

1. (M)- FAN MOTOR LOCATION.
2. MPT DENOTES MALE PIPE THREAD
   FPT DENOTES FEMALE PIPE THREAD
   BFW DENOTES BEVELED FOR WELDING
   GVD DENOTES GROOVED
   FLG DENOTES FLANGE
   PE DENOTES PLAIN END
3. +UNIT WEIGHT DOES NOT INCLUDE ACCESSORIES (SEE ACCESSORY DRAWINGS).
4. 3/4" [19mm] DIA. MOUNTING HOLES. REFER TO RECOMMENDED STEEL SUPPORT DRAWING.
5. MAKE-UP WATER PRESSURE 20 psi [137 kPa] MIN, 50 psi [344 kPa] MAX.
6. DIMENSIONS LISTED AS FOLLOWS:
   ENGLISH FT-IN
   [METRIC] [mm]
7. * - APPROXIMATE DIMENSIONS DO NOT USE FOR PRE-FABRICATION OF CONNECTING PIPING.

Preliminary

**FACE C**

**FACE B**

**PLAN VIEW**

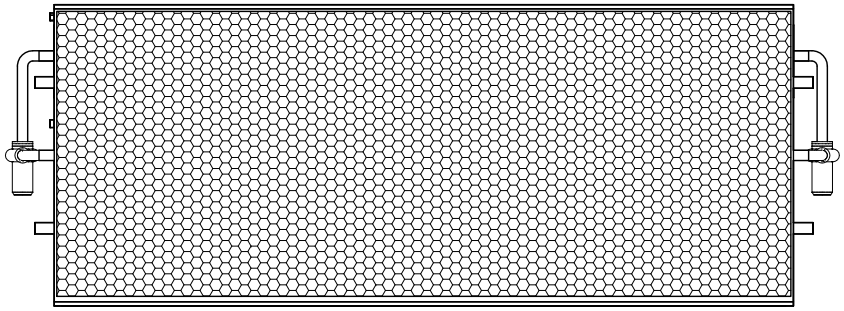

**FACE D**

**FACE A**

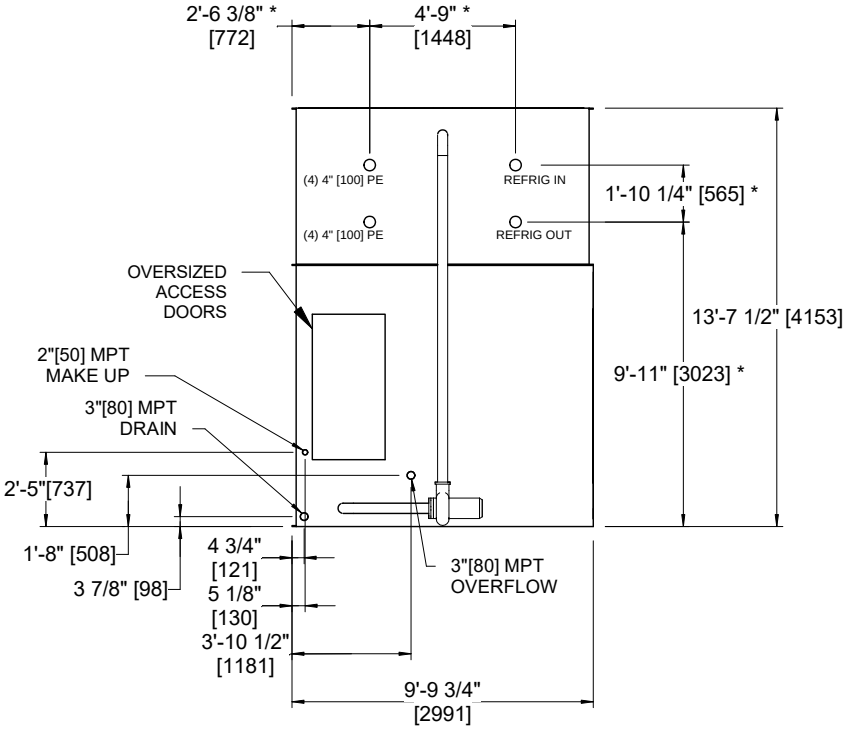


**FACE B**

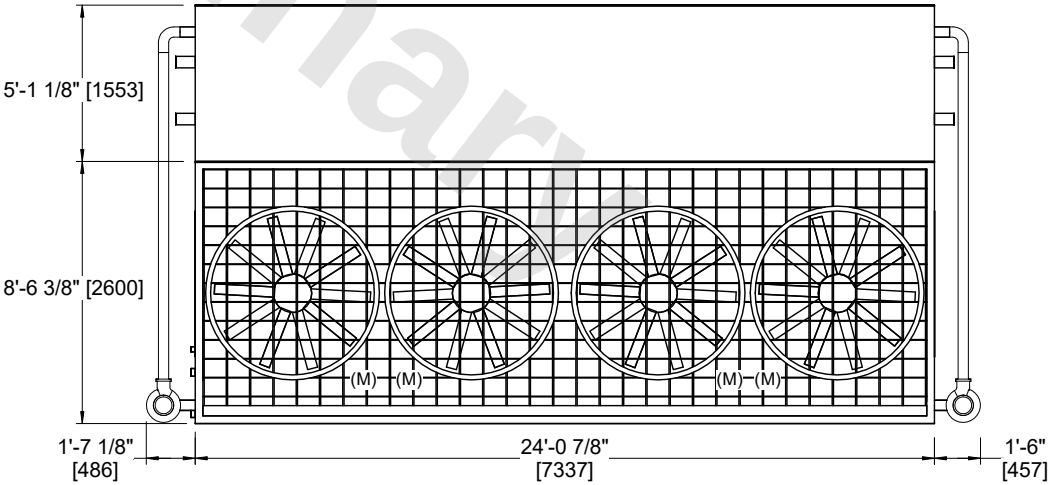


**FACE A**

| SHIPPING WEIGHT | 26410 lbs+ [11980] kg+ | OPERATING WEIGHT | 34180 lbs+ [15505] kg+ | HEAVIEST SECTION WEIGHT | 9830 lbs+ [4460] kg+ | NO. OF SHIPPING SECTIONS | 3 | DRAWN BY: | JLG |
|---|---|---|---|---|---|---|---|---|---|