

This document is the property of Evapco, Inc. It should not be copied or disclosed without prior written authorization.



CUSTOMER

MODEL # EJETME5-7086B0300F1LA

SCALE **N.T.S.**

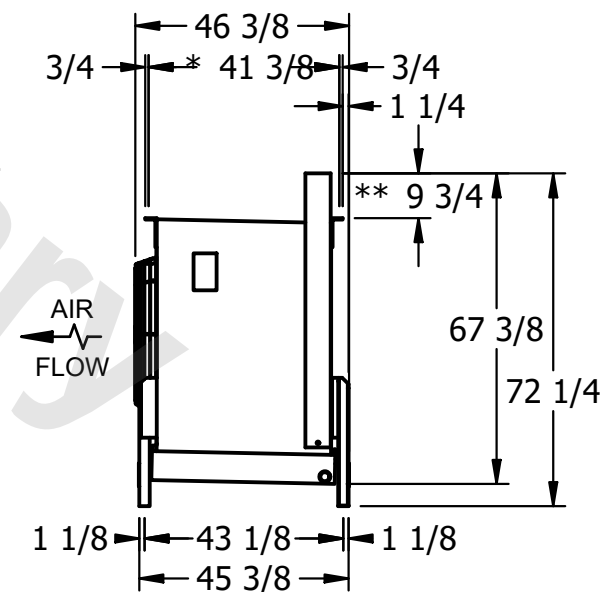
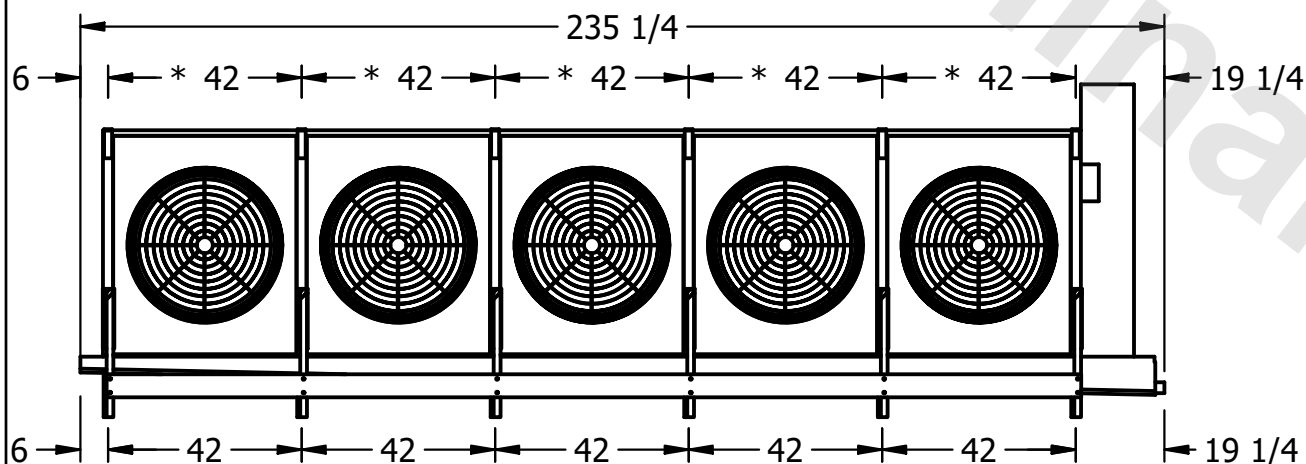
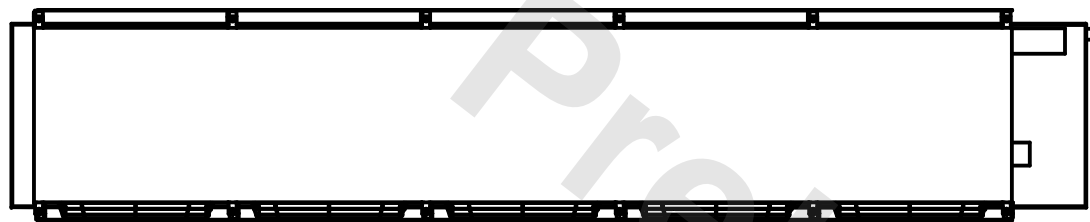
DWG. # EJETME5-SE-24

REV. 0

DATE	8/20/2025
------	-----------

NOTES:

- 1) * = HANGER HOLE LOCATION.
- 2) RIGHT HAND MODEL SHOWN.
- 3) HANGER HOLES ARE FOR 3/4 INCH THREADED ROD.
- 4) WATER DEFROST ADDS 1 3/4" INCHES TO HEIGHT OF STANDARD UNIT AND CHANGES DRAIN SIZE.
- 5) ALL DIMENSIONS ARE FOR REFERENCE AND SHOULD NOT BE USED FOR PREFABRICATION OF PIPING OR SUPPORTS.
- 6) ** = HEIGHT OF SUCTION HEADER AND INSTALLED THERMOWELL FITTING ABOVE CABINET. CUSTOMER IS RESPONSIBLE TO ACCOUNT FOR ADDITIONAL HEIGHT NECESSARY FOR RTD AND ACCESS.



PROJECT

ROOM

SHIPPING WEIGHT	3790 lbs
-----------------	----------

OPERATING WEIGHT	4850 lbs
------------------	----------