

This document is the property of Evapco, Inc. It should not be copied or disclosed without prior written authorization.



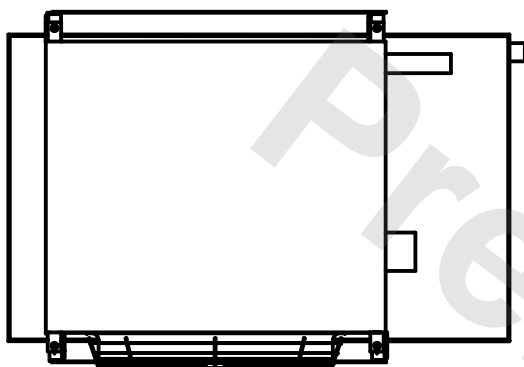
MODEL #	EJETME1-11103H0150F1LA
---------	------------------------

SCALE **N.T.S.**

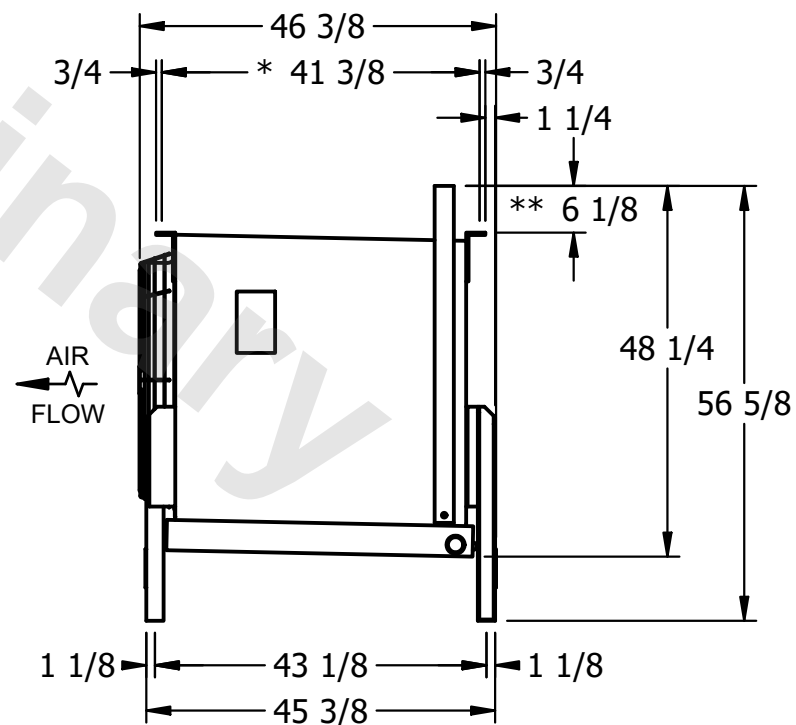
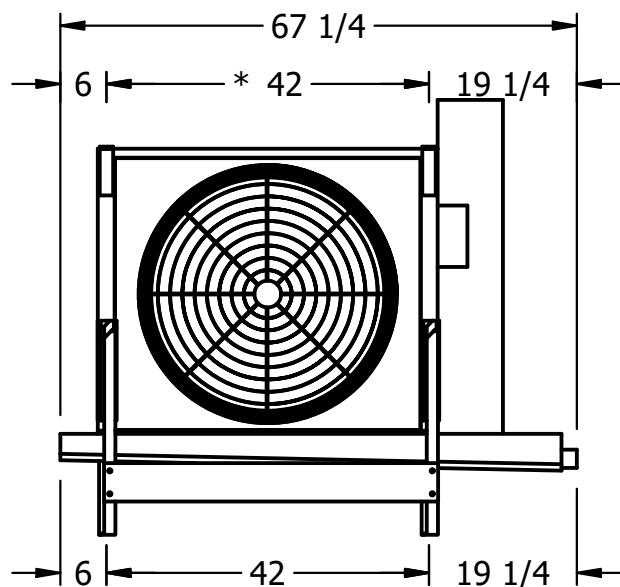
DWG. # EJETME1-SE-16

REV. 0

DATE	9/10/2025
------	-----------



- 1) * = HANGER HOLE LOCATION.
- 2) RIGHT HAND MODEL SHOWN.
- 3) HANGER HOLES ARE FOR 3/4 INCH THREADED ROD.
- 4) WATER DEFROST ADDS 1 3/4" INCHES TO HEIGHT OF STANDARD UNIT AND CHANGES DRAIN SIZE.
- 5) ALL DIMENSIONS ARE FOR REFERENCE AND SHOULD NOT BE USED FOR PREFABRICATION OF PIPING OR SUPPORTS.
- 6) **= HEIGHT OF SUCTION HEADER AND INSTALLED THERMOWELL FITTING ABOVE CABINET. CUSTOMER IS RESPONSIBLE TO ACCOUNT FOR ADDITIONAL HEIGHT NECESSARY FOR RTD AND ACCESS.



SHIPPING WEIGHT	760 lbs
-----------------	---------

OPERATING WEIGHT	860 lbs
------------------	---------