

This document is the property of Evapco, Inc. It should not be copied or disclosed without prior written authorization.

MODEL #

SCALE

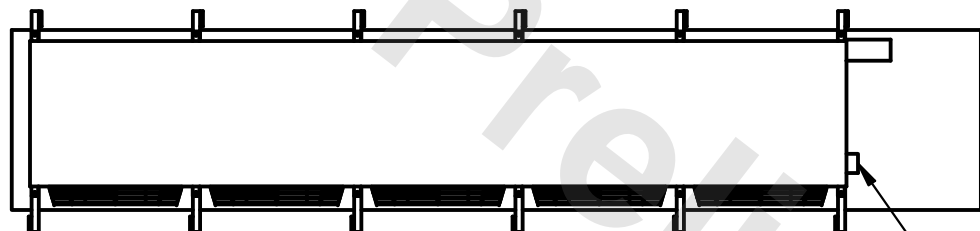
DWG. #

REV. 0

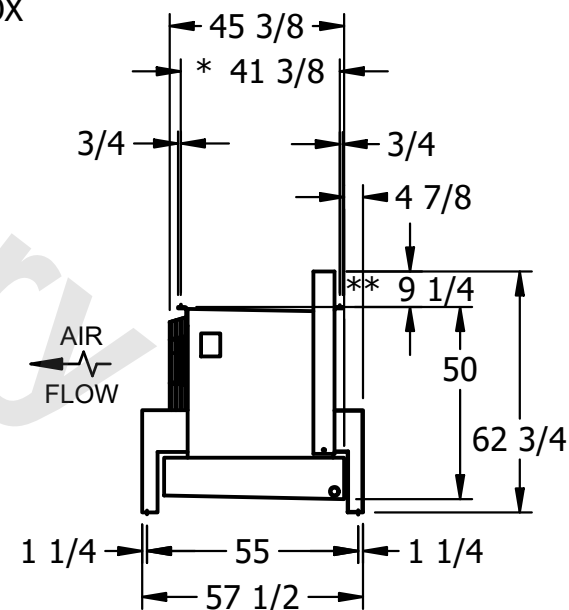
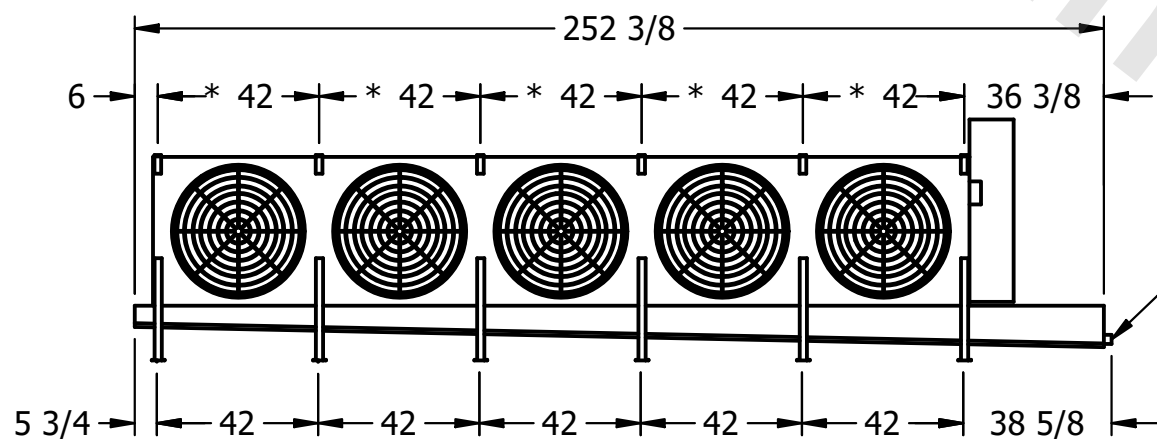
DATE	8/16/2025
------	-----------



- 1) * = HANGER HOLE LOCATION.
- 2) RIGHT HAND MODEL SHOWN.
- 3) HANGER HOLES ARE FOR 3/4 INCH THREADED ROD.
- 4) WATER DEFROST ADDS 1 3/4" INCHES TO HEIGHT OF STANDARD UNIT AND CHANGES DRAIN SIZE.
- 5) ALL DIMENSIONS ARE FOR REFERENCE AND SHOULD NOT BE USED FOR PREFABRICATION OF PIPING OR SUPPORTS.
- 6) ** = HEIGHT OF SUCTION HEADER AND INSTALLED THERMOWELL FITTING ABOVE CABINET. CUSTOMER IS RESPONSIBLE TO ACCOUNT FOR ADDITIONAL HEIGHT NECESSARY FOR RTD AND ACCESS.



- NEMA 4X JUNCTION BOX



ROOM

SHIPPING
WEIGHT

2540 lbs+ [1155] kg+

OPERATING WEIGHT	10000
------------------	-------

3040 lbs+ [1380] kg+