

This document is the property of Evapco, Inc. It should not be copied or disclosed without prior written authorization.

CUSTOMER

MODEL #

U-EJETME3-3243F0150F1LA

SCALE

N.T.S.

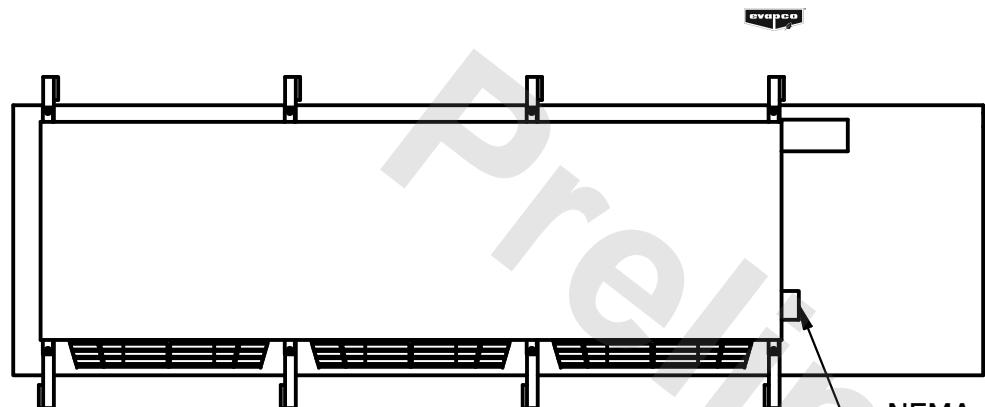
DWG. #

UEJETM3-SE-16,18

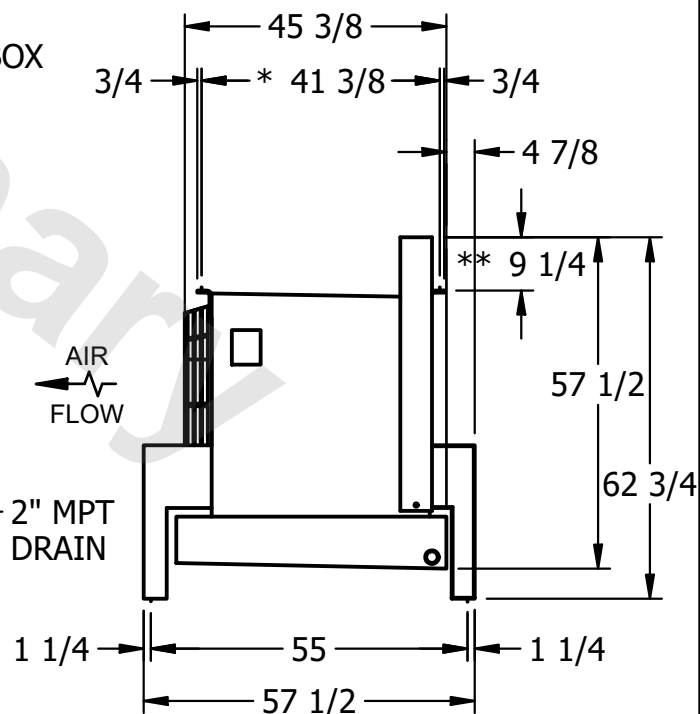
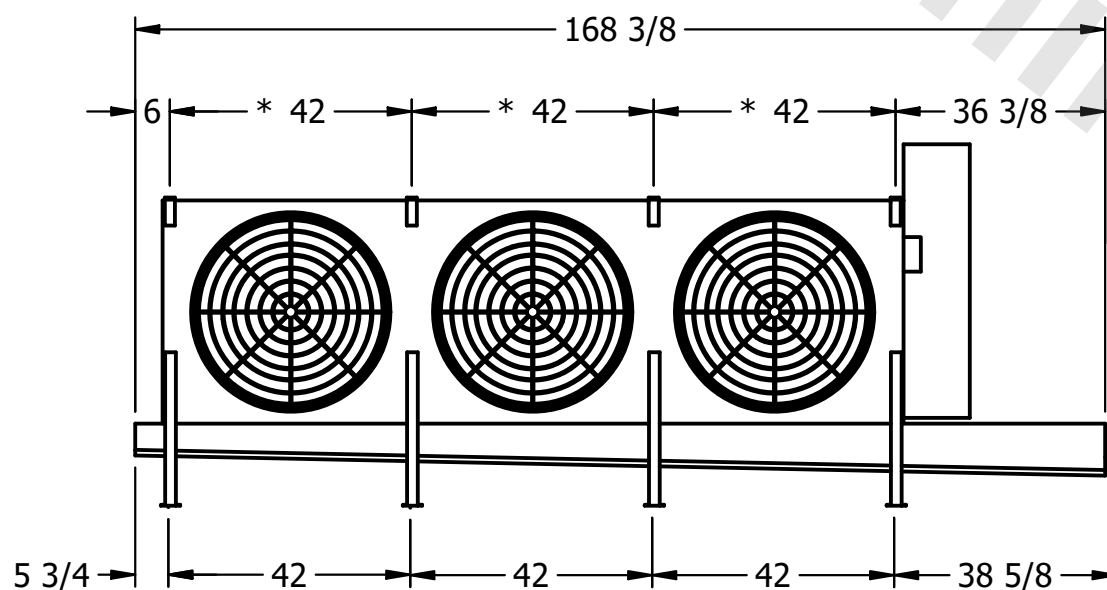
REV. 0

DATE

7/5/2025



– NEMA 4X
JUNCTION BOX



NOTES:

- 1) * = HANGER HOLE LOCATION.
- 2) RIGHT HAND MODEL SHOWN.
- 3) HANGER HOLES ARE FOR 3/4 INCH THREADED ROD.
- 4) WATER DEFROST ADDS 1 3/4" INCHES TO HEIGHT OF STANDARD UNIT AND CHANGES DRAIN SIZE.
- 5) ALL DIMENSIONS ARE FOR REFERENCE AND SHOULD NOT BE USED FOR PREFABRICATION OF PIPING OR SUPPORTS.
- 6) **= HEIGHT OF SUCTION HEADER AND INSTALLED THERMOWELL FITTING ABOVE CABINET. CUSTOMER IS RESPONSIBLE TO ACCOUNT FOR ADDITIONAL HEIGHT NECESSARY FOR RTD AND ACCESS.

PROJECT

ROOM

SHIPPING
WEIGHT

1210 lbs+ [550] kg+

OPERATING WEIGHT	10000
------------------	-------

1330 lbs+ [605] kg+