

This document is the property of Evapco, Inc. It should not be copied or disclosed without prior written authorization.

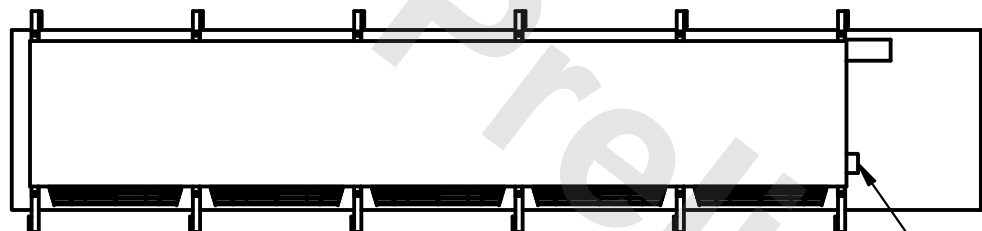
MODEL #

SCALE

DWG. #

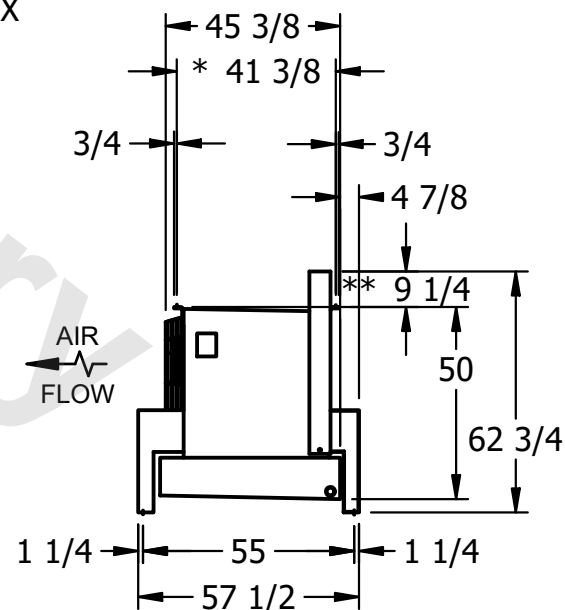
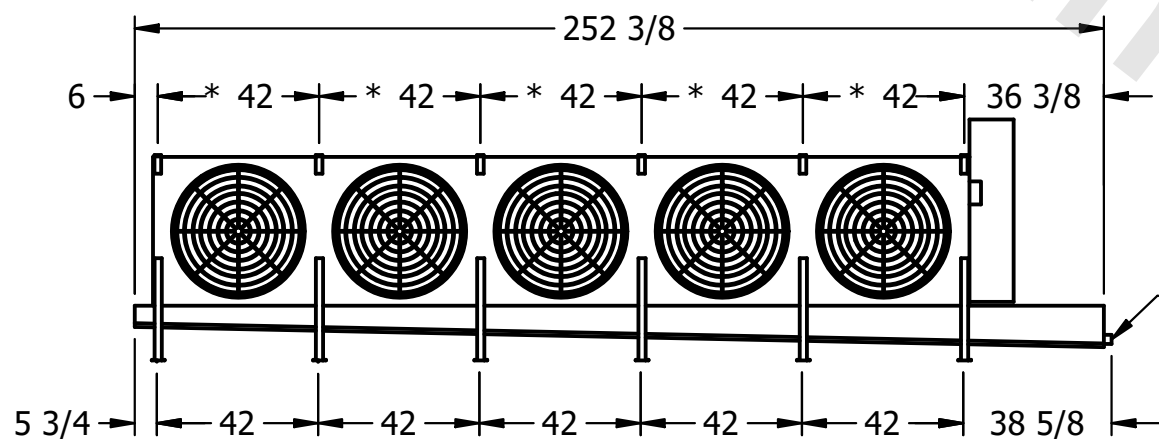
REV. 0

DATE	8/17/2025
------	-----------



- NEMA 4X
JUNCTION BOX

- 1) * = HANGER HOLE LOCATION.
- 2) RIGHT HAND MODEL SHOWN.
- 3) HANGER HOLES ARE FOR 3/4" INCH THREADED ROD.
- 4) WATER DEFROST ADDS 1 3/4" INCHES TO HEIGHT OF STANDARD UNIT AND CHANGES DRAIN SIZE.
- 5) ALL DIMENSIONS ARE FOR REFERENCE AND SHOULD NOT BE USED FOR PREFABRICATION OF PIPING OR SUPPORTS.
- 6) **= HEIGHT OF SUCTION HEADER AND INSTALLED THERMOWELL FITTING ABOVE CABINET. CUSTOMER IS RESPONSIBLE TO ACCOUNT FOR ADDITIONAL HEIGHT NECESSARY FOR RTD AND ACCESS.



ROOM

SHIPPING
WEIGHT

2880 lbs+ [1310] kg+

OPERATING WEIGHT	10000
------------------	-------

3300 lbs+ [1500] kg+