

# EVAPCO, INC.

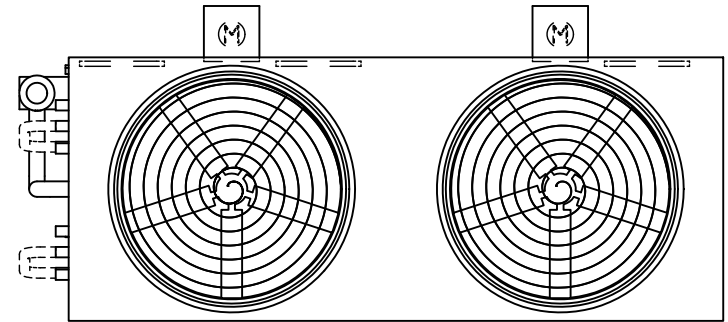


UNIT EVAPORATIVE CONDENSER	MODEL # ATC-DC-921J-25-1EF	SCALE N.T.S.	DWG. # EGCH092102-DRC-ST	REV. -	DATE 4/27/2026	SERIAL #
-------------------------------	-------------------------------	-----------------	-----------------------------	-----------	-------------------	----------

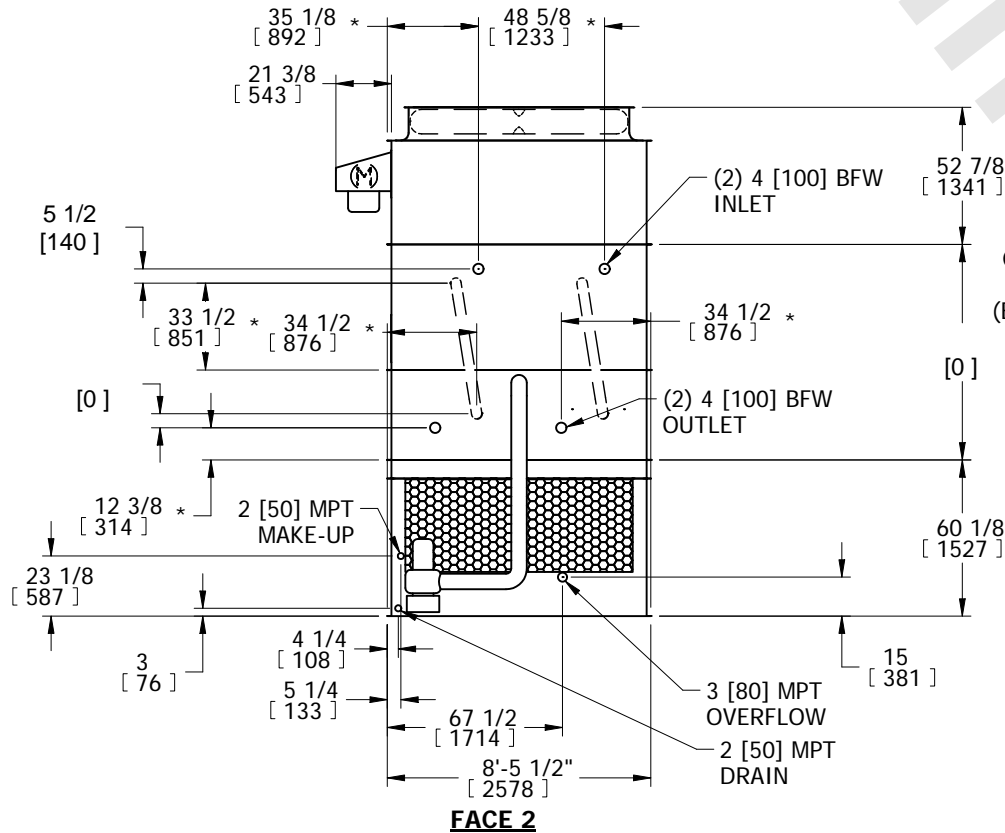
- NOTES:
- (M)- FAN MOTOR LOCATION
  - HEAVIEST SECTION IS COIL SECTION
  - MPT DENOTES MALE PIPE THREAD  
FPT DENOTES FEMALE PIPE THREAD  
BFW DENOTES BEVELED FOR WELDING
  - +UNIT WEIGHT DOES NOT INCLUDE ACCESSORIES (SEE ACCESSORY DRAWINGS)
  - MAKE-UP WATER PRESSURE  
20 psi MIN [137 kPa], 50 psi MAX [344 kPa]

- DIMENSIONS LISTED AS FOLLOWS:  
ENGLISH IN  
[METRIC] [mm]
- \* - APPROXIMATE DIMENSIONS DO NOT USE FOR PRE-FABRICATION OF CONNECTING PIPING.

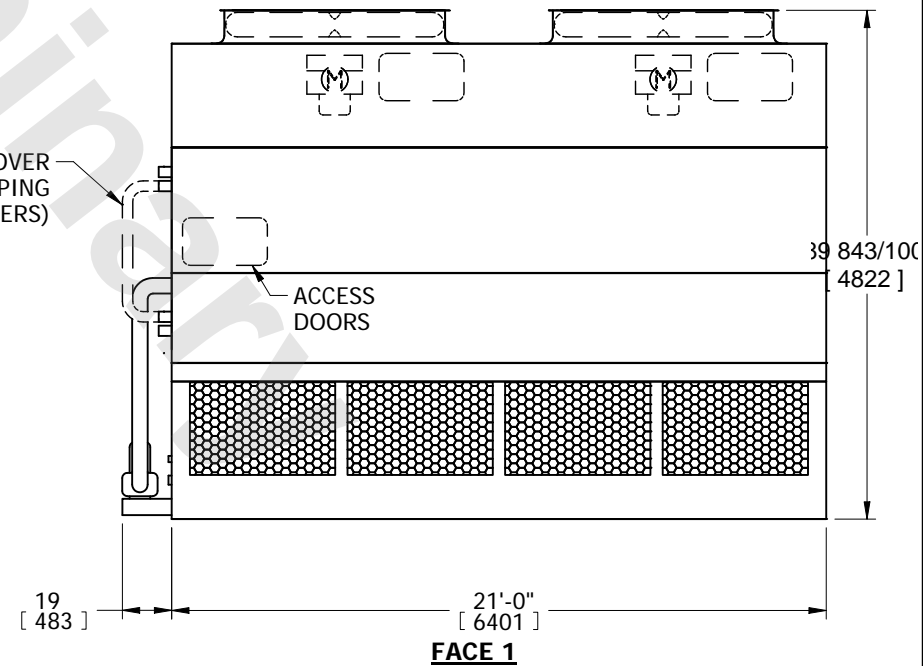
**FACE 2  
PLAN VIEW**



**FACE 1**



CROSSOVER PIPING (BY OTHERS)



**FACE 1**

SHIPPING WEIGHT 20200 lbs+ [9165] kg+	OPERATING WEIGHT 26900 lbs+ [12205] kg+	HEAVIEST SECTION WEIGHT 12430 lbs+ [5640] kg+	NO. OF SHIPPING SECTIONS 3	DRAWN BY: SFR
--	--	--	-------------------------------	------------------