

EVAPCO, INC.



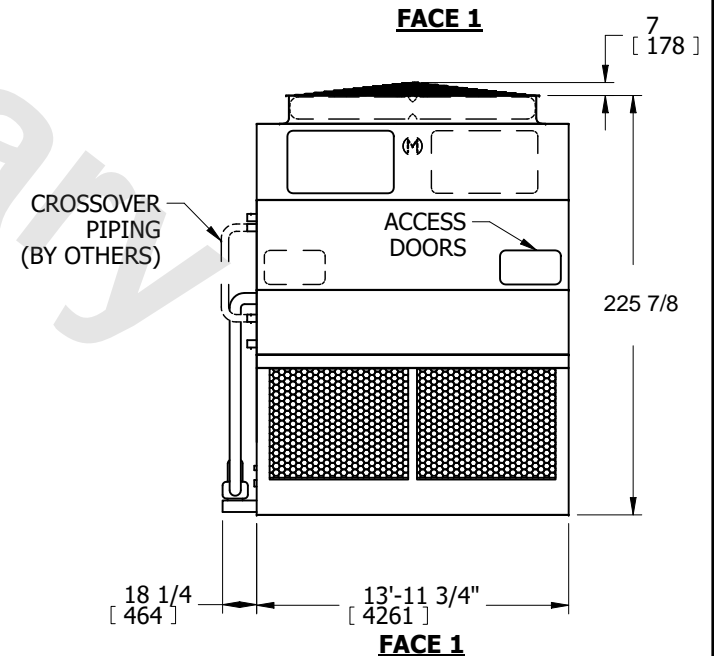
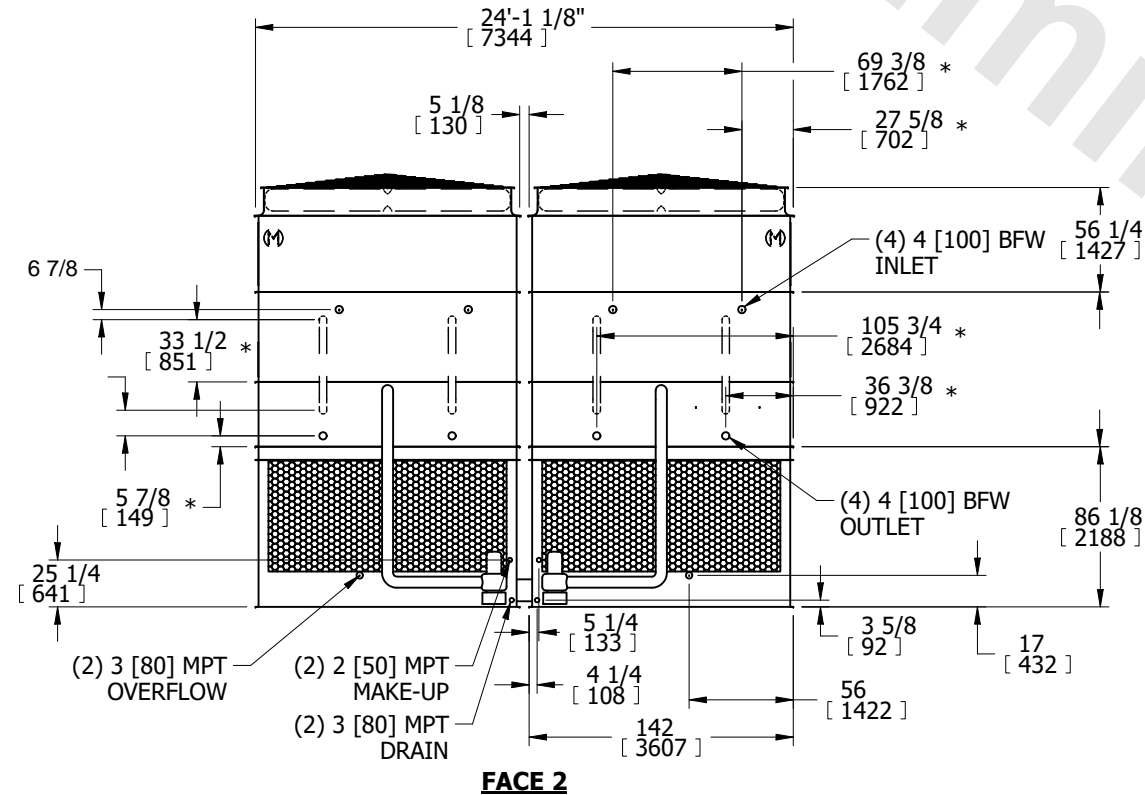
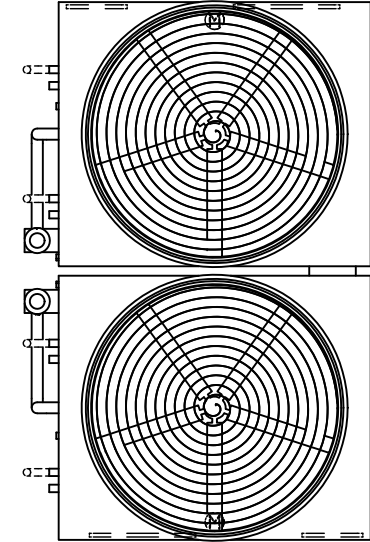
UNIT	EVAPORATIVE CONDENSER	MODEL #	ATC-DC-2414M-35-2EF	SCALE	N.T.S.	DWG. #	EGCH241404-DRD-ST	REV.	-	DATE	8/30/2025	SERIAL #	
------	-----------------------	---------	---------------------	-------	--------	--------	-------------------	------	---	------	-----------	----------	--

NOTES:

1. (M)- FAN MOTOR LOCATION
2. HEAVIEST SECTION IS COIL SECTION
3. MPT DENOTES MALE PIPE THREAD
FPT DENOTES FEMALE PIPE THREAD
BFW DENOTES BEVELED FOR WELDING
GVD DENOTES GROOVED
FLG DENOTES FLANGE
4. +UNIT WEIGHT DOES NOT INCLUDE
ACCESSORIES (SEE ACCESSORY
DRAWINGS)
5. MAKE-UP WATER PRESSURE
20 psi MIN [137 kPa], 50 psi MAX [344 kPa]

6. 3/4" [19mm] DIA. MOUNTING HOLES. REFER
TO RECOMMENDED STEEL SUPPORT DRAWING.
7. * - APPROXIMATE DIMENSIONS DO
NOT USE FOR PRE-FABRICATION
OF CONNECTING PIPING.

**FACE 2
PLAN VIEW**



SHIPPING WEIGHT	49360 lbs+ [22390] kg+	OPERATING WEIGHT	66220 lbs+ [30040] kg+	HEAVIEST SECTION WEIGHT	21820 lbs+ [9900] kg+	NO. OF SHIPPING SECTIONS	6	DRAWN BY:	SFR
-----------------	------------------------	------------------	------------------------	-------------------------	-----------------------	--------------------------	---	-----------	-----