

EVAPCO, INC.

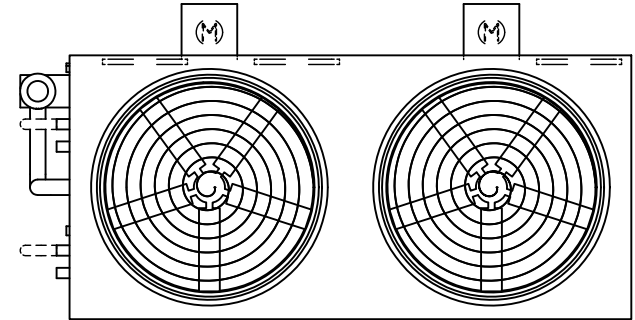


UNIT EVAPORATIVE CONDENSER	MODEL # ATC-DC-918J-25-2EF	SCALE N.T.S.	DWG. # EGCH091804-DRB-ST	REV. -	DATE 4/28/2026	SERIAL #
-------------------------------	-------------------------------	-----------------	-----------------------------	-----------	-------------------	----------

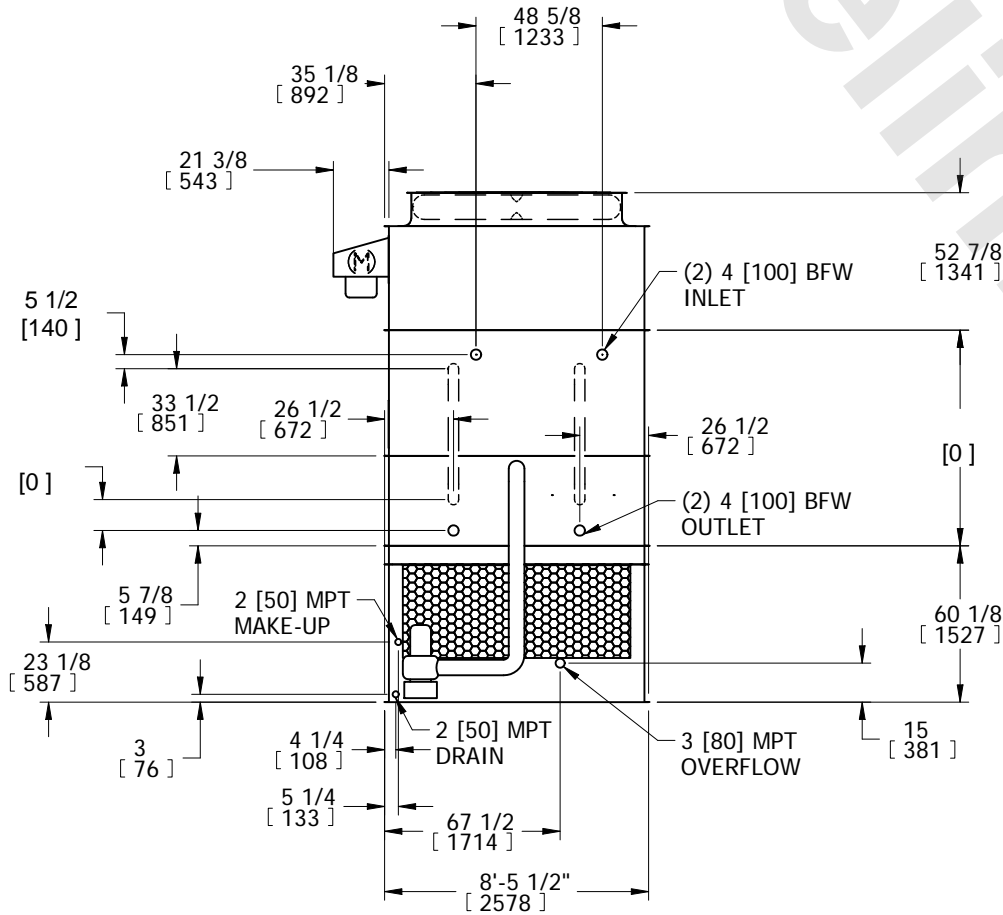
- NOTES:
- (M)- FAN MOTOR LOCATION
 - HEAVIEST SECTION IS COIL SECTION
 - MPT DENOTES MALE PIPE THREAD
FPT DENOTES FEMALE PIPE THREAD
BFW DENOTES BEVELED FOR WELDING
 - +UNIT WEIGHT DOES NOT INCLUDE ACCESSORIES (SEE ACCESSORY DRAWINGS)
 - MAKE-UP WATER PRESSURE
20 psi MIN [137 kPa], 50 psi MAX [344 kPa]

- DIMENSIONS LISTED AS FOLLOWS:
ENGLISH IN
[METRIC] [mm]
- * - APPROXIMATE DIMENSIONS DO NOT USE FOR PRE-FABRICATION OF CONNECTING PIPING.

**FACE 2
PLAN VIEW**

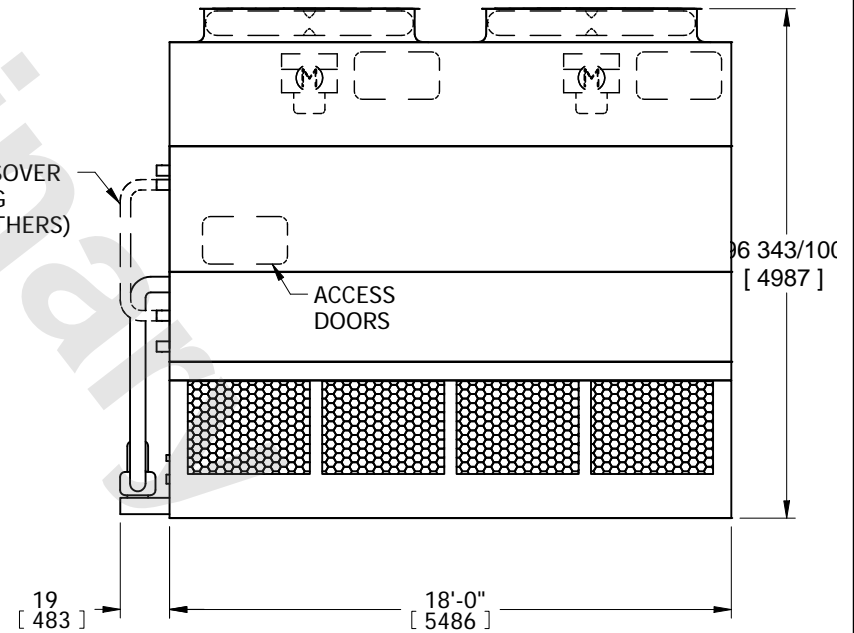


FACE 1



FACE 2

CROSSOVER PIPING (BY OTHERS)



FACE 1

SHIPPING WEIGHT 21250 lbs+ [9640] kg+	OPERATING WEIGHT 26970 lbs+ [12235] kg+	HEAVIEST SECTION WEIGHT 14210 lbs+ [6450] kg+	NO. OF SHIPPING SECTIONS 3	DRAWN BY: SFR
--	--	--	-------------------------------	------------------