

# EVAPCO, INC.

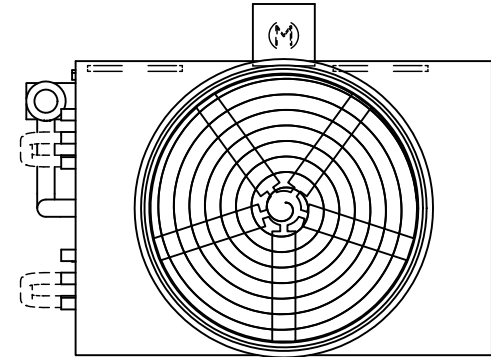


UNIT EVAPORATIVE CONDENSER	MODEL # ATC-DC-912J-35-1EF	SCALE N.T.S.	DWG. # EGCH091202-DRC-ST	REV. -	DATE 7/5/2025	SERIAL #
-------------------------------	-------------------------------	-----------------	-----------------------------	-----------	------------------	----------

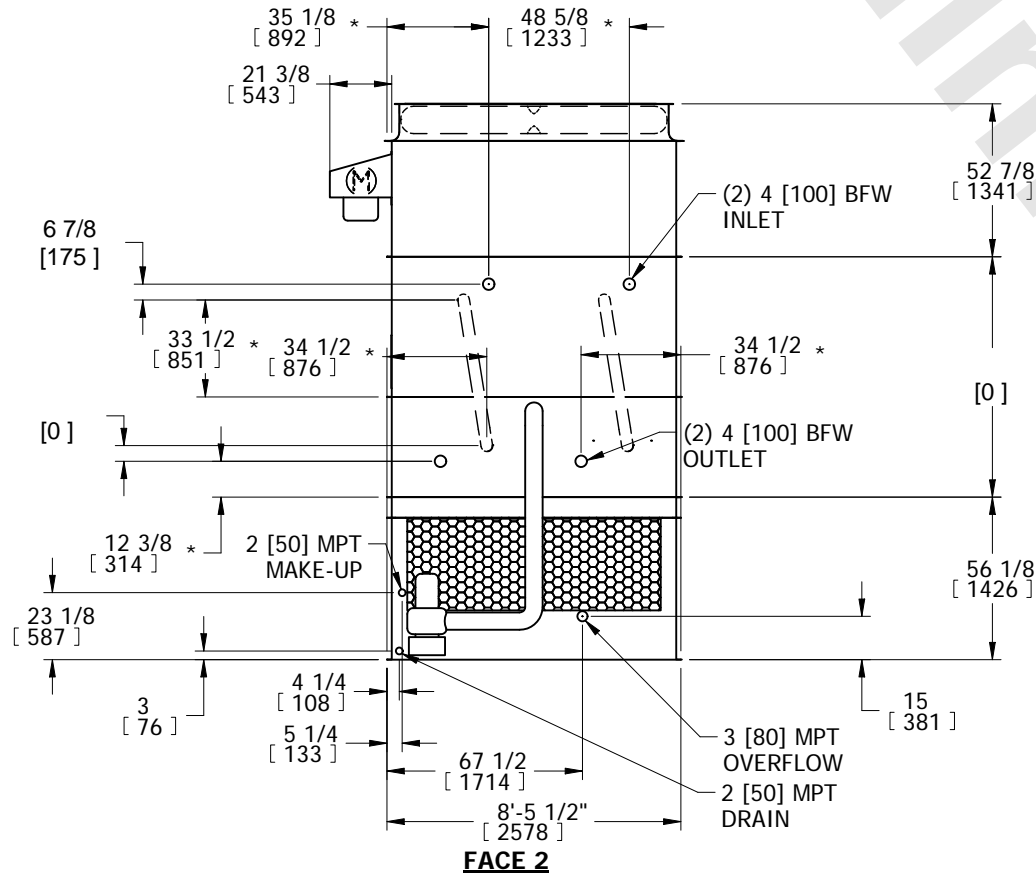
- NOTES:
- (M)- FAN MOTOR LOCATION
  - HEAVIEST SECTION IS COIL SECTION
  - MPT DENOTES MALE PIPE THREAD  
FPT DENOTES FEMALE PIPE THREAD  
BFW DENOTES BEVELED FOR WELDING
  - +UNIT WEIGHT DOES NOT INCLUDE ACCESSORIES (SEE ACCESSORY DRAWINGS)
  - MAKE-UP WATER PRESSURE  
20 psi MIN [137 kPa], 50 psi MAX [344 kPa]

- DIMENSIONS LISTED AS FOLLOWS:  
ENGLISH IN  
[METRIC] [mm]
- \* - APPROXIMATE DIMENSIONS DO NOT USE FOR PRE-FABRICATION OF CONNECTING PIPING.

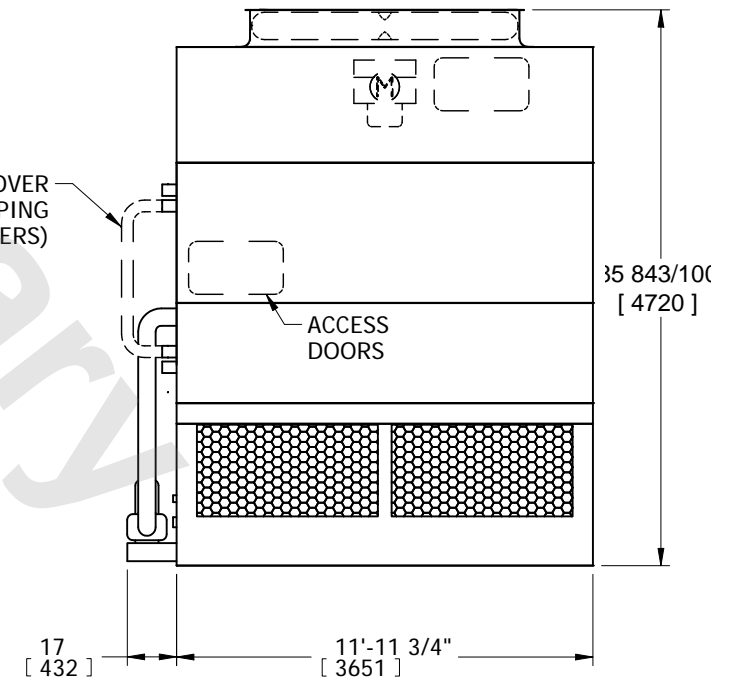
**FACE 2  
PLAN VIEW**



**FACE 1**



CROSSOVER PIPING (BY OTHERS)



**FACE 1**

SHIPPING WEIGHT 13100 lbs+ [5945] kg+	OPERATING WEIGHT 16950 lbs+ [7690] kg+	HEAVIEST SECTION WEIGHT 8800 lbs+ [3995] kg+	NO. OF SHIPPING SECTIONS 3	DRAWN BY: SFR
--	---	---	-------------------------------	------------------