

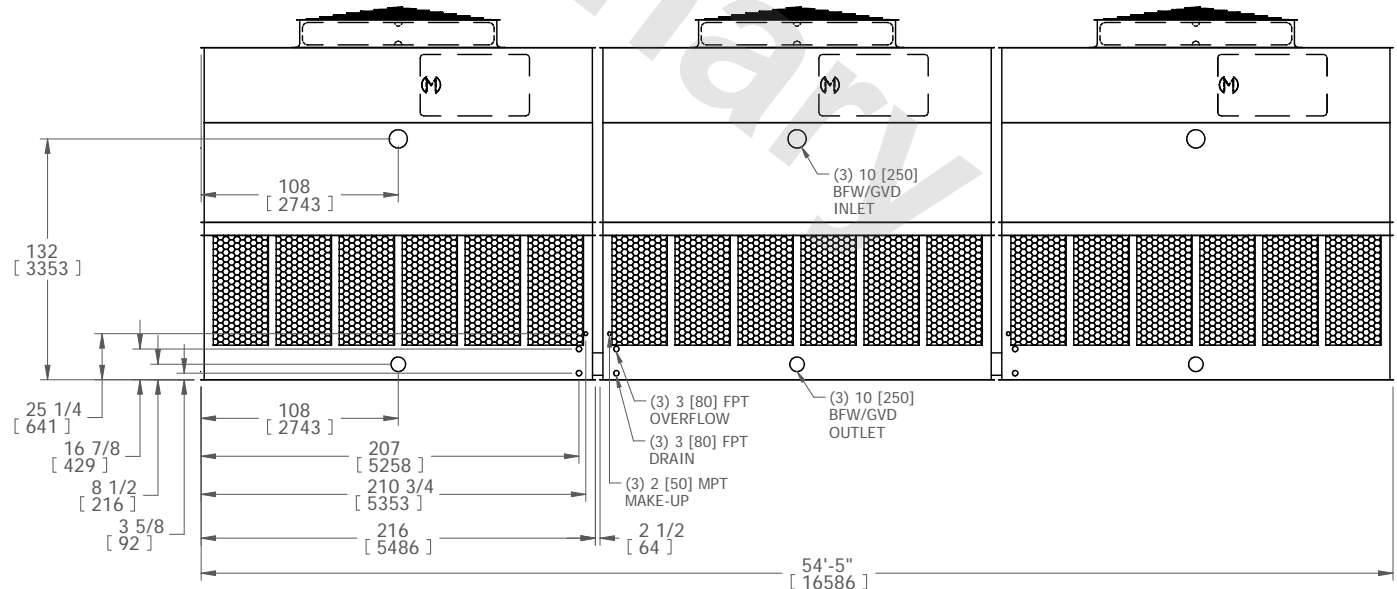
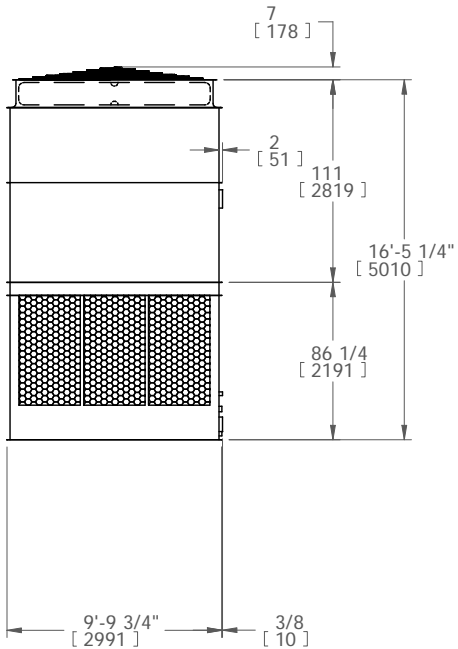
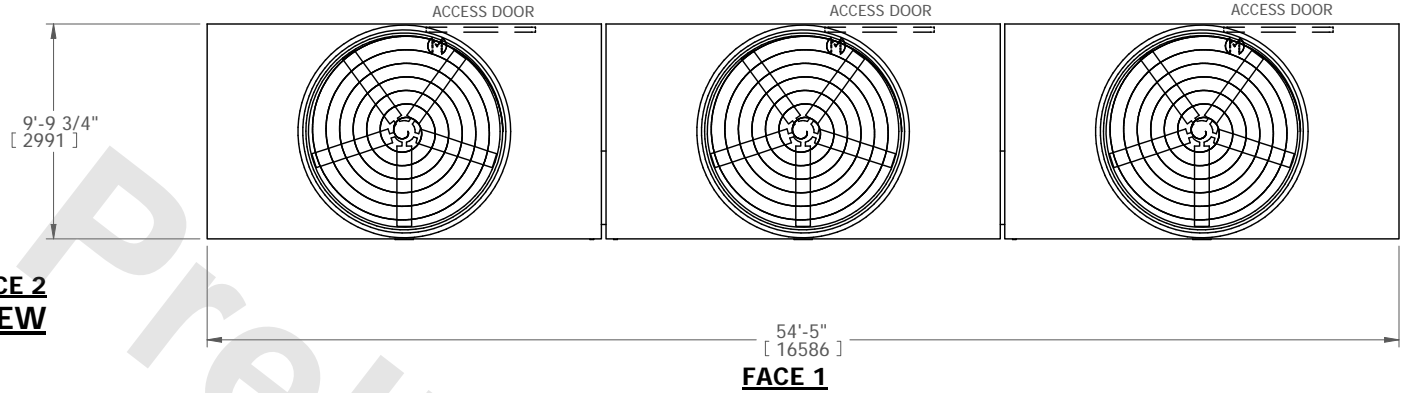
EVAPCO, INC.



UNIT COOLING TOWER	MODEL # AT 310-3K54	SCALE N.T.S.	DWG. # T3TM5436-DRC-ST	REV. -	DATE 4/2/2026	SERIAL #
------------------------------	-------------------------------	------------------------	----------------------------------	------------------	-------------------------	----------

- NOTES:
- (M)- FAN MOTOR LOCATION
 - HEAVIEST SECTION IS UPPER SECTION
 - MPT DENOTES MALE PIPE THREAD
FPT DENOTES FEMALE PIPE THREAD
BFW DENOTES BEVELED FOR WELDING
 - +UNIT WEIGHT DOES NOT INCLUDE ACCESSORIES (SEE ACCESSORY DRAWINGS)
 - MAKE-UP WATER PRESSURE
20 psi MIN [137 kPa], 50 psi MAX [344 kPa]

**FACE 2
PLAN VIEW**



SHIPPING WEIGHT 30540 lbs+ [13853] kg+	OPERATING WEIGHT 55760 lbs+ [25292] kg+	HEAVIEST SECTION WEIGHT 6850 lbs+ [3107] kg+	NO. OF SHIPPING SECTIONS 6
--	---	--	--------------------------------------