

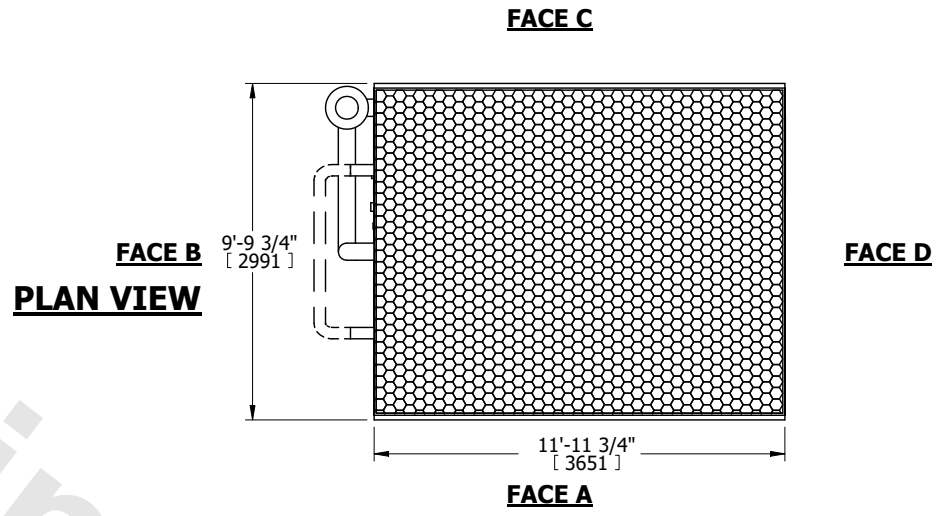
UNIT	CLOSED CIRCUIT COOLER	
MODEL #	LSWE 10-7N12-Z	SCALE NTS



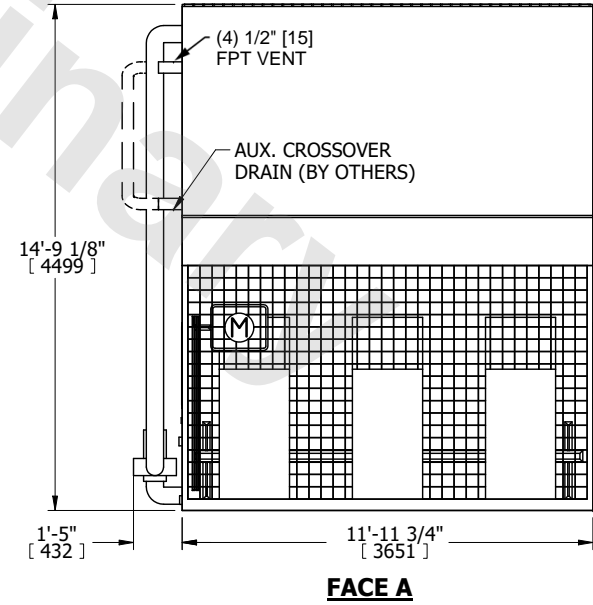
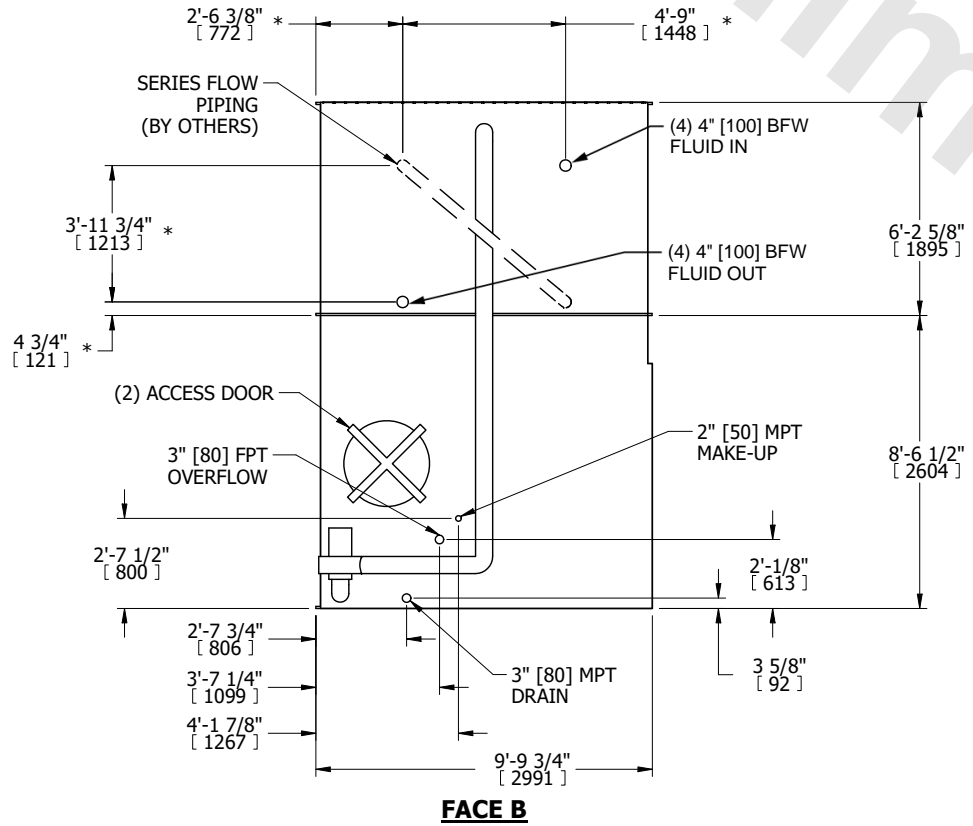
DWG. #	WLETM1214-DRD-SF	REV.	-
SERIAL #		DATE	7/6/2026

**NOTES:**

- (M)- FAN MOTOR LOCATION
- MPT DENOTES MALE PIPE THREAD  
FPT DENOTES FEMALE PIPE THREAD  
BFW DENOTES BEVELED FOR WELDING  
GVD DENOTES GROOVED  
FLG DENOTES FLANGE  
PE DENOTES PLAIN END
- +UNIT WEIGHT DOES NOT INCLUDE ACCESSORIES (SEE ACCESSORY DRAWINGS)
- 3/4" [19mm] DIA. MOUNTING HOLES. REFER TO RECOMMENDED STEEL SUPPORT DRAWING
- DIMENSIONS LISTED AS FOLLOWS: ENGLISH FT IN [METRIC] [mm]
- \* - APPROXIMATE DIMENSIONS DO NOT USE FOR PRE-FABRICATION OF CONNECTING PIPING
- HEAVIEST SECTION IS COIL SECTION
- MAKE-UP WATER PRESSURE  
20 psi [137 kPa] MIN, 50 psi [344 kPa] MAX
- SERIES FLOW PIPING AND AUX. CROSSOVER DRAIN ARE BY OTHERS



**FACE B**  
**PLAN VIEW**



**FACE A**

**FACE A**

SHIPPING WEIGHT	20800 lbs+ [9435] kg+	OPERATING WEIGHT	29900 lbs+ [13565] kg+	HEAVIEST SECTION WEIGHT	15750 lbs+ [7145] kg+	NO. OF SHIPPING SECTIONS	2	DRAWN BY:	TLS
-----------------	-----------------------	------------------	------------------------	-------------------------	-----------------------	--------------------------	---	-----------	-----