

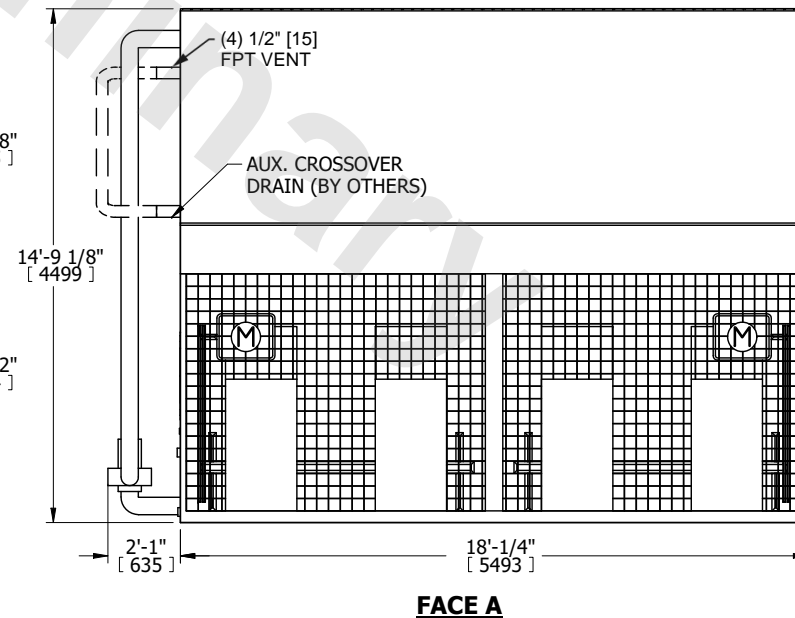
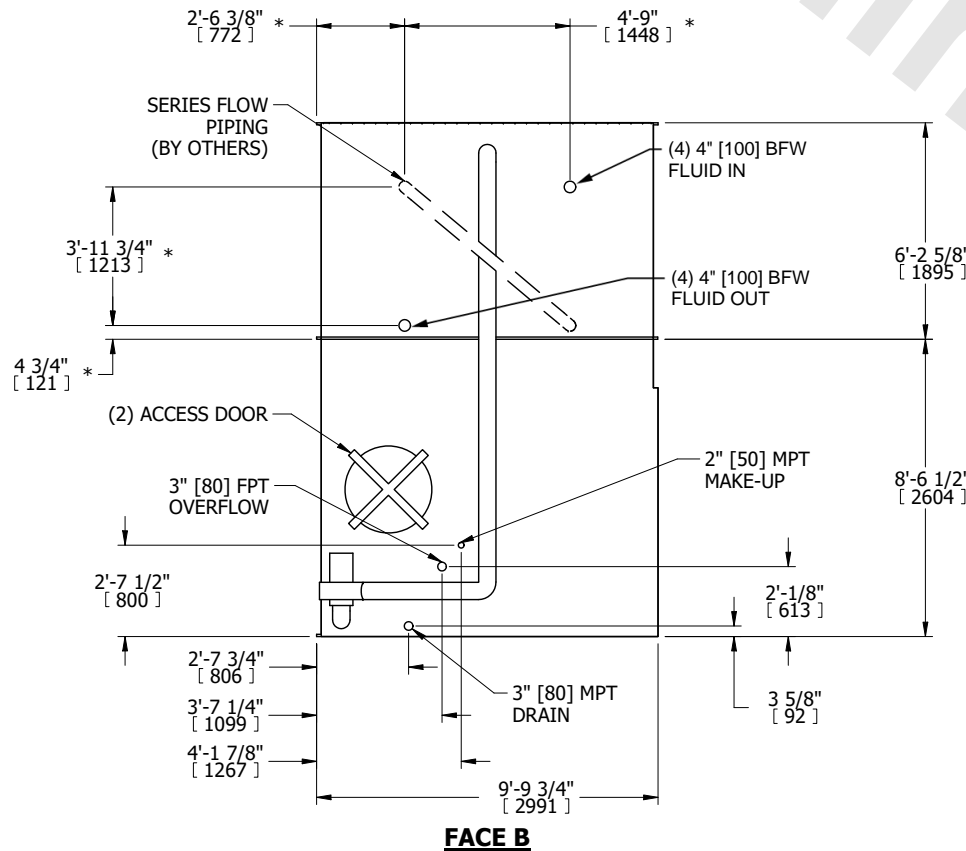
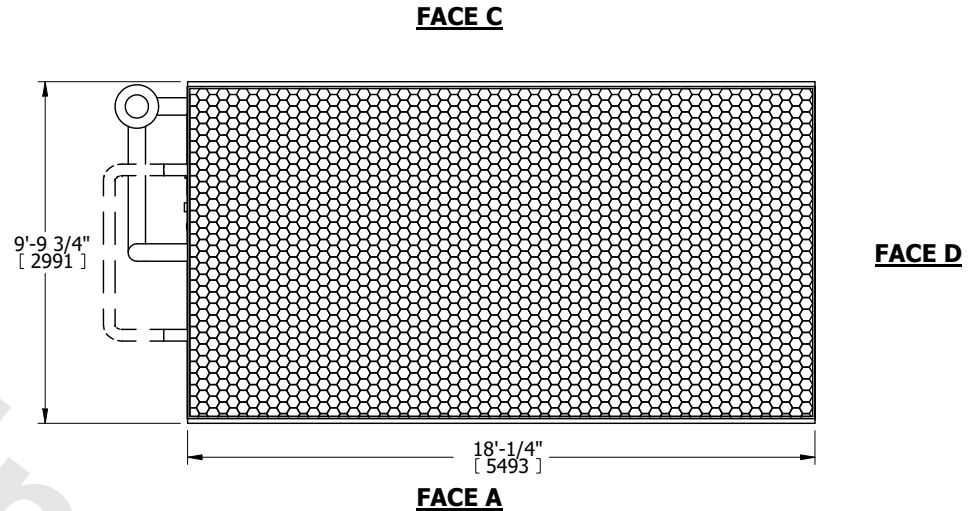
UNIT	CLOSED CIRCUIT COOLER	
MODEL #	LSWE 10-7L18-Z	SCALE NTS



DWG. #	WLETM1814-DRD-SF	REV.	-
SERIAL #		DATE	7/5/2026

- NOTES:
1. (M)- FAN MOTOR LOCATION
  2. MPT DENOTES MALE PIPE THREAD  
FPT DENOTES FEMALE PIPE THREAD  
BFW DENOTES BEVELED FOR WELDING  
GVD DENOTES GROOVED  
FLG DENOTES FLANGE  
PE DENOTES PLAIN END
  3. +UNIT DOES NOT INCLUDE ACCESSORIES (SEE ACCESSORY DRAWINGS)
  4. 3/4" [19mm] DIA. MOUNTING HOLES. REFER TO RECOMMENDED STEEL SUPPORT DRAWING
  5. DIMENSIONS LISTED AS FOLLOWS: ENGLISH FT IN [METRIC] [mm]
  6. \* - APPROXIMATE DIMENSIONS DO NOT USE FOR PRE-FABRICATION OF CONNECTING PIPING
  7. HEAVIEST SECTION IS COIL SECTION
  8. MAKE-UP WATER PRESSURE  
20 psi [137 kPa] MIN, 50 psi [344 kPa] MAX
  9. SERIES FLOW PIPING AND AUX. CROSSOVER DRAIN ARE BY OTHERS

**FACE B**  
**PLAN VIEW**



SHIPPING WEIGHT	30420 lbs+ [13800] kg+	OPERATING WEIGHT	44150 lbs+ [20030] kg+	HEAVIEST SECTION WEIGHT	23230 lbs+ [10540] kg+	NO. OF SHIPPING SECTIONS	2	DRAWN BY:	TLS
-----------------	------------------------	------------------	------------------------	-------------------------	------------------------	--------------------------	---	-----------	-----