
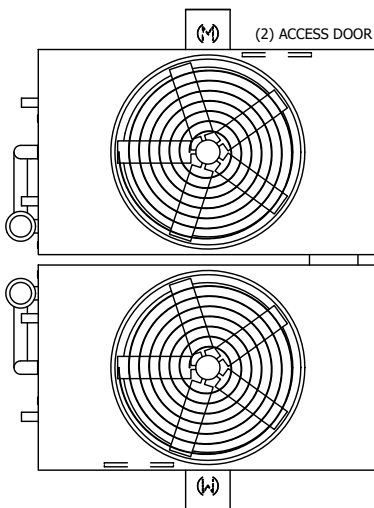
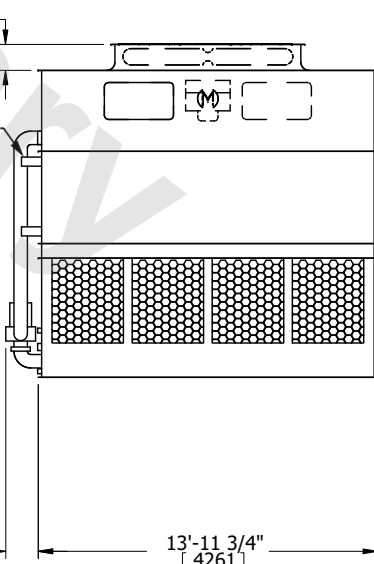
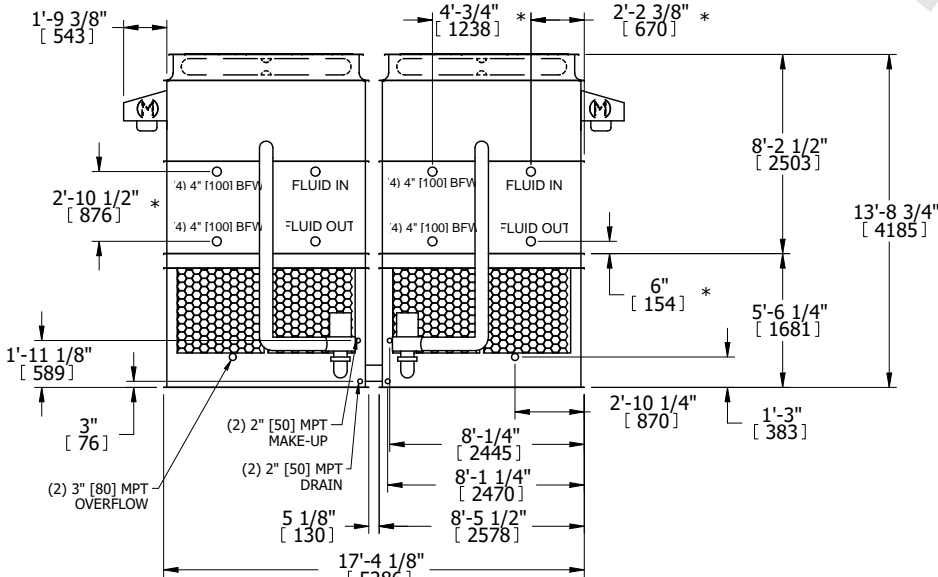
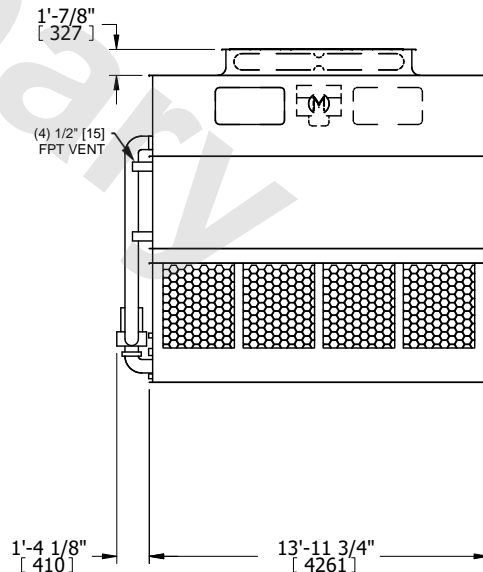


UNIT		CLOSED CIRCUIT COOLER		<div>EVAPCO, INC.</div> <div></div>	DWG. # WB3171410-DRD-ST		REV. -										
MODEL # eco-ATWB 17-5K14		SCALE NTS			SERIAL #		DATE 9/13/2025										
<div>NOTES:</div> <div>1. (M)- FAN MOTOR LOCATION</div> <div>2. HEAVIEST SECTION IS UPPER SECTION</div> <div>3. MPT DENOTES MALE PIPE THREAD</div> <div>    FPT DENOTES FEMALE PIPE THREAD</div> <div>    BFW DENOTES BEVELED FOR WELDING</div> <div>    GVD DENOTES GROOVED</div> <div>    FLG DENOTES FLANGE</div> <div>    PE DENOTES PLAIN END</div> <div>4. +UNIT WEIGHT DOES NOT INCLUDE ACCESSORIES (SEE ACCESSORY DRAWINGS)</div> <div>5. MAKE-UP WATER PRESSURE</div> <div>    20 psi MIN [137 kPa], 50 psi MAX [344 kPa]</div> <div>6. *-APPROXIMATE DIMENSIONS DO NOT USE FOR PRE-FABRICATION OF CONNECTING PIPING</div> <div>7. 3/4" [19mm] DIA. MOUNTING HOLES. REFER TO RECOMMENDED STEEL SUPPORT DRAWING.</div> <div>8. DIMENSIONS LISTED AS FOLLOWS:</div> <div>    ENGLISH FT-IN</div> <div>    METRIC [mm]</div>					<div><div>FACE C</div><div></div><div>(2) ACCESS DOOR</div><div>FACE D</div></div> <div><div>FACE B</div><div>PLAN VIEW</div></div> <div><div>FACE A</div><div></div><div>FACE A</div></div>												
<div></div> <div>FACE B</div>					<div></div> <div>FACE A</div>												
SHIPPING WEIGHT		37520 lbs+ [17020] kg+		OPERATING WEIGHT		52760 lbs+ [23935] kg+		HEAVIEST SECTION WEIGHT		16680 lbs+ [7570] kg+		NO. OF SHIPPING SECTIONS		4		DRAWN BY: SLR	