

# EVAPCO, INC.

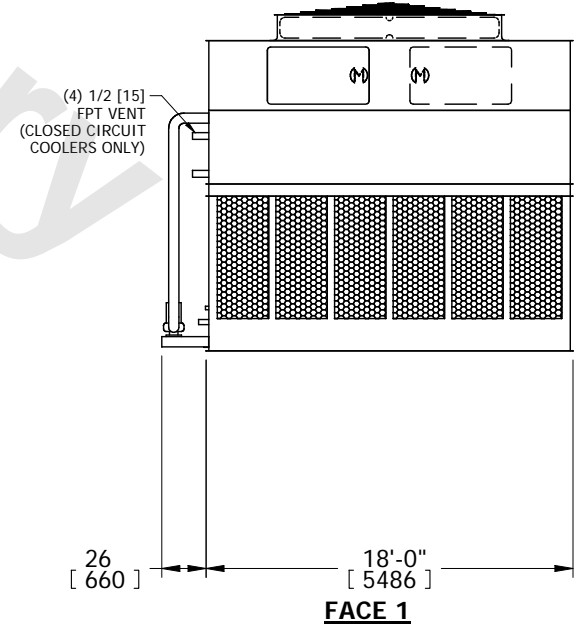
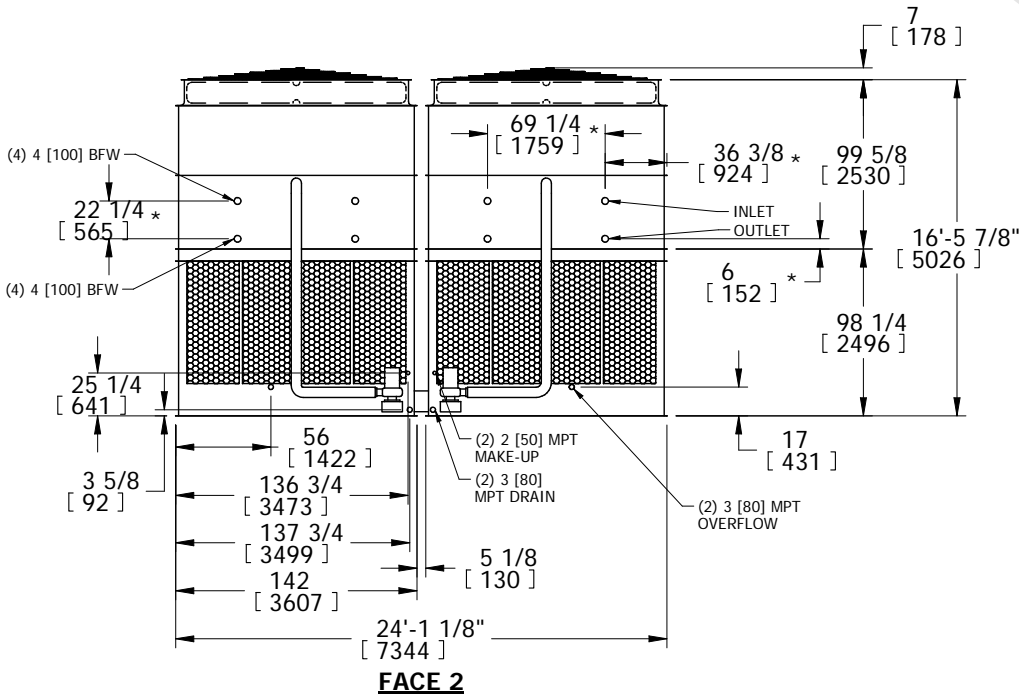
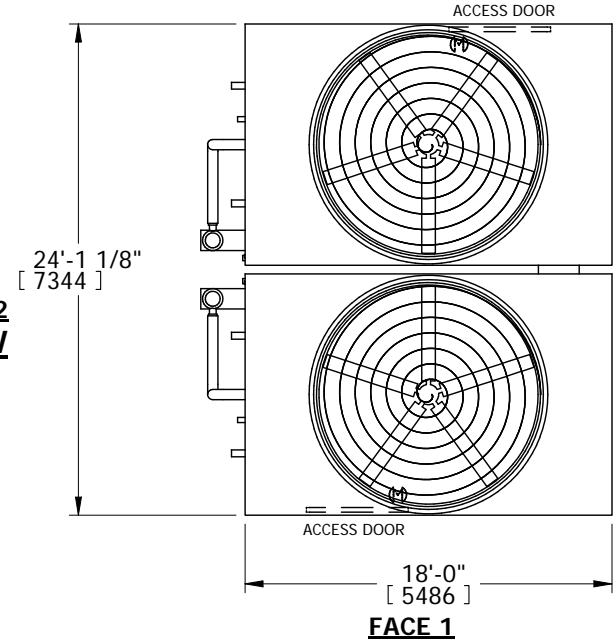


UNIT <b>CLOSED CIRCUIT COOLER</b>	MODEL # <b>eco-ATWB 24-3M18</b>	SCALE <b>N.T.S.</b>	DWG. # <b>EG241806-DRA-ST</b>	REV. <b>-</b>	DATE <b>5/21/2026</b>	SERIAL #
--------------------------------------	------------------------------------	------------------------	----------------------------------	------------------	--------------------------	----------

- NOTES:
- (M)- FAN MOTOR LOCATION
  - HEAVIEST SECTION IS UPPER SECTION
  - MPT DENOTES MALE PIPE THREAD  
FPT DENOTES FEMALE PIPE THREAD  
BFW DENOTES BEVELED FOR WELDING
  - +UNIT WEIGHT DOES NOT INCLUDE ACCESSORIES (SEE ACCESSORY DRAWINGS)
  - MAKE-UP WATER PRESSURE  
20 psi MIN [137 kPa], 50 psi MAX [344 kPa]
  - \* -APPROXIMATE DIMENSIONS DO NOT USE FOR PRE-FABRICATION OF CONNECTING PIPING
  - VENT PROVIDED ON CLOSED CIRCUIT COOLERS ONLY

Preliminary

**FACE 2  
PLAN VIEW**



SHIPPING WEIGHT <b>48780 lbs+ [22130] kg+</b>	OPERATING WEIGHT <b>74640 lbs+ [33860] kg+</b>	HEAVIEST SECTION WEIGHT <b>20470 lbs+ [9290] kg+</b>	NO. OF SHIPPING SECTIONS <b>4</b>
--	---	---	--------------------------------------